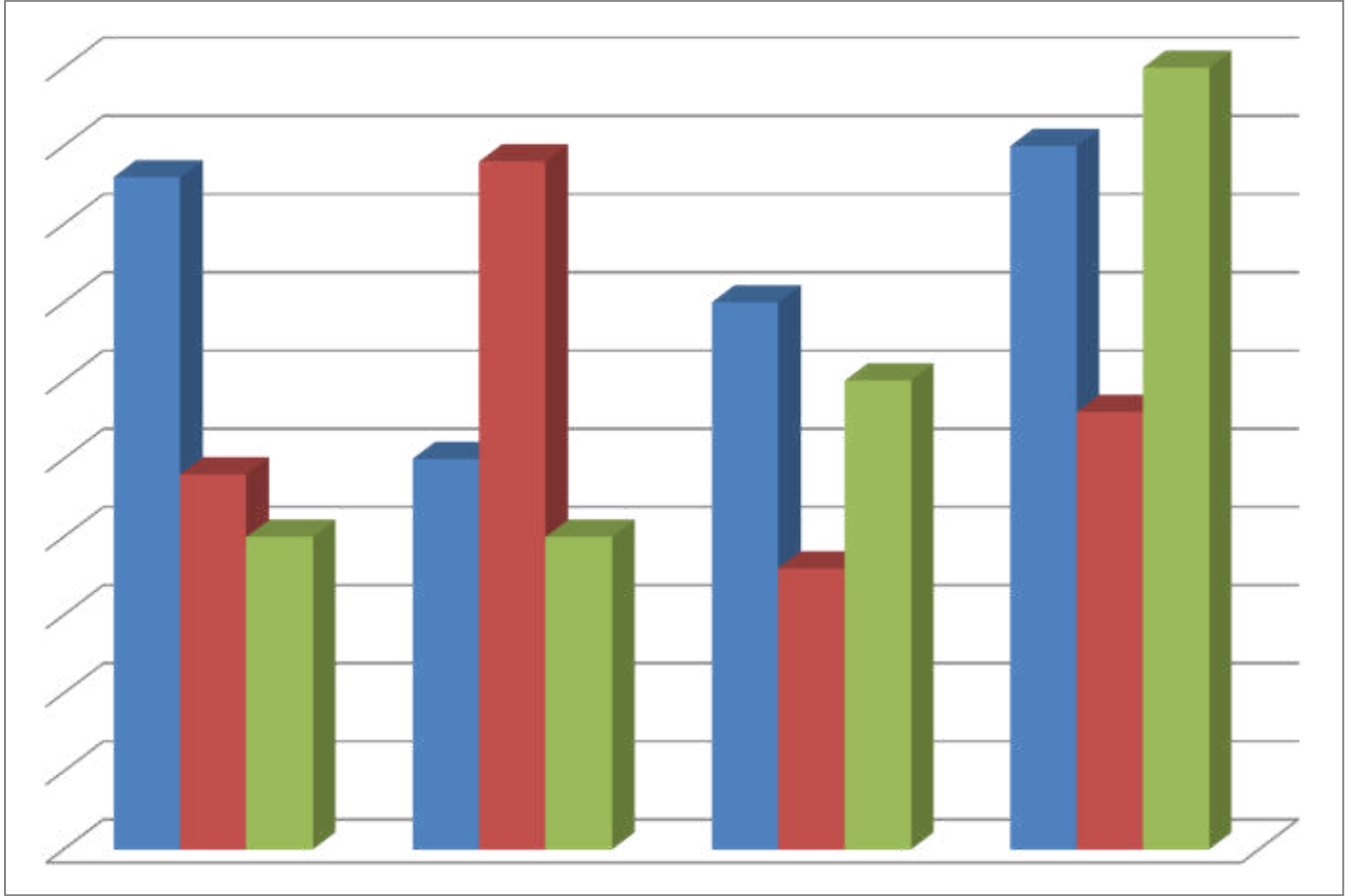


कृषि बजार सूचना पत्रिका

(वार्षिक विशेषाङ्क, २०७२)

AGRICULTURE MARKETING INFORMATION BULLETIN

(SPECIAL ISSUE - 2015)



Government of Nepal
Ministry of Agriculture Development
Department of Agriculture
Agri. Business Promotion and Marketing Development Directorate
Harihar Bhawan, Lalitpur
Nepal
2072

PREFACE

Agricultural Marketing is an integral part of a agricultural development. Agricultural marketing requires efficiency to acquire accelerated agricultural development in the economy. Within the agricultural marketing several functions are associated to reach the products from the hands of farmers to the ultimate consumer.

Though agricultural market information system includes information on volume of product, quality, price, demographical structure, consumers' social economic condition, market institution, market infrastructure and capacity of manpower, most of concerns are on price information. So, agriculture marketing information is vital to minimize information gaps and uncertainties that exist in the agriculture sector of a developing economy. Marketing information is much needed by farmers in planning, production and marketing and equally needed by other market participants in arriving at optimal decisions. Keeping this in view, Agribusiness Promotion and Marketing Development Directorate (ABPMDD) publishes Special Issue on agricultural marketing information bulletin annually. It is a continues and ongoing activity, and this is the 34rd Issue in the series.

Very sincere attempt has been made to make this issue as informative as possible. The present report is the outcome of support and contribution made by different institutions, including District Agricultural Development Offices and different Market Management Committees.

I would also like to appreciate the efforts made by Senior Agri. Marketing Economist Mr. Makbool Ali, Agri. Marketing Economist Mr. Chiranjibi Adhikari and Computer Operator Mr. Mohan Shrestha of the Directorate who offered their services in bringing out this issue in the present form. Additionally, I also would like to thank other staff members involved in various tasks while bringing out this publication.

I hope this issue will be helpful to various users. I also like to request the users to provide valuable suggestions and comments if any, which will help the Directorate in improving its publication in future.

Date: Ashad, 2072
Hariharhawan

Dr. Hari Babu Tiwari
Program Director
Agribusiness Promotion and Marketing
Development Directorate

TABLE OF CONTENTS

S.No.	TITLE	PAGE NO.
1.	NATIONAL REAIL PRICES OF SELECTED AGRICULTURE COMMODITIES, 2028-2071	1
2.	RETAIL PRICE OF SELECTED AGRICULTURE COMMODITIES BY MONTHS, 2060-2071	4
3.	NATIONAL WHOLESALE PRICES OF SELECTED AGRICULTURAL COMMODITIES, 2060-2071	13
4.	NATIONAL RETAIL PRICES OF SELECTED AGRICULTURAL COMMODITIES AND ITS CHANGE, 2070-2071	19
5.	NATIONAL WHOLESALE PRICES OF SOME AGRICULTURAL COMMODITIES AND ITS CHANGE, 2070-2071	22
6.	MARKETING MARGIN OF SELECTED AGRICULTURAL COMMODITIES, 2071	24
7.	DISTRICT LEVEL RETAIL PRICES OF SELECTED AGRICULTURAL COMMODITIES, 2071	25
8.	DISTRICT LEVEL RETAIL PRICE OF SELECTED FRUITS AND VEGETABLES, 2071	43
9.	NATIONAL RETAIL PRICE OF SELECTED AGRICULTURAL COMMODITIES, 2071	61
10.	BAR GRAPH OF NATIONAL RETAIL PRICE OF SELECTED AGRICULTURAL COMMODITIES, 2071	62
11.	DISTRICT LEVEL WHOLESALE PRICES OF SELECTED AGRICULTURE COMMODITIES, 2071	64
12.	NATIONAL WHOLESALE PRICES OF AGRICULTURAL COMMODITIES, 2071	76
13.	BAR GRAPH OF NATIONAL WHOLESALE PRICE OF SELECTED AGRICULTURAL COMMODITIES, 2071	77
14.	FOOD BALANCE SHEET	79
15.	VOLUME OF PRODUCT ARRIVAL IN KALIMATI WHOLESALE MARKET BY SOURCE, 2071 (2014/2015)	80
16.	VOLUME ARRIVAL OF VEGETABLES, FRUITS AND SPICES IN KALIMATI WHOLESALE MARKET BY MONTH 2071 (2014/2015)	86
17.	MAXIMUM AND MINIMUM PRICES OF SELECTED VEGETABLES, FRUITS AND SPICES IN KALIMATI WHOLESALE MARKET BY MONTH, 2071 (2014/2015)	89
18.	PRICES OF SELECTED VEGETABLES, FRUITS AND SPICES IN KALIMATI WHOLESALE MARKET BY MONTH, YEAR 2071 (2014/2015)	96
19.	NATIONAL CONSUMER PRICE INDEX (NEW SERIES)	99
20.	NATIONAL CONSUMER PRICE INDEX (MONTHLY SERIES)	100
21.	NATIONAL WHOLESALE PRICE INDEX	101
22.	EXPORTS OF MAJOR COMMODITIES TO INDIA	103
23.	EXPORTS OF MAJOR COMMODITIES TO CHINA	104

<i>S.No.</i>	<i>TITLE</i>	<i>PAGE NO.</i>
24.	EXPORTS OF MAJOR COMMODITIES TO OTHER COUNTRIES	105
25.	IMPORTS OF MAJOR COMMODITIES FROM INDIA	106
26.	IMPORTS OF MAJOR COMMODITIES FROM CHINA	107
27.	IMPORTS OF MAJOR COMMODITIES FROM OTHER COUNTRIES	108
28.	EXPLANATORY NOTES	109
29.	CONVERSION TABLE	110
30.	APPROXIMATE WEIGHT OF SOME AGRICULTURAL COMMODITIES	112
31.	LIST OF MAJOR FRUITS AND VEGETABLES MARKETS IN NEPAL	113

General Information/Nepal

Area of the Nation (Sq.Kms)

Total	147181	100%
Mountain	51817	35%
Hill	61345	42%
Terai	34019	23%

Land Use ('000 Hectares)

Agricultural land cultivated	3091	21.00%
Agricultural land uncultivated	1030	7.00%
Forest	4268	29.00%
Shrubland	1560	10.60%
Grass land and pasture	1766	12.00%
Water	383	2.60%
Others	2620	17.80%
Total	14718	100%

Population (2013)

Total Population	27539000
Male	13356000
Female	14183000
Urban Population (%)	17
Avg. Annual Growth (%)	1.35
Population Density per Sq. Kms	187

Population Engaged in Agriculture (%) (2011)

Male	60.2
Female	72.8

Principal Livestock Production

Particulars	2012/13
Milk ('000 Mt.)	1681
Meat ('000 Mt.)	295
Eggs ('000,000)	838
Wool (Mt.)	588
Fish (Mt.)	57515

Edible cereal Production, requirement and Balance

Particulars	2014/15
Production (Mt.)	5500728
Requirement (Mt.)	5345170
Balance	155558

GDP at Current Prices (Rs. Million)

Particulars	2012/13
Agriculture and Forestry	548968
Fishing	6617
Non Agriculture	1145609
Total	1701194

GDP growth Rate (%)

Agriculture/Forestry	1.26
Non Agriculture	4.98
Total	3.56

GDP in \$

Per Capita GDP in US \$	717
Per Capita GNDI in US \$	926

Source : Agri. Business Promotion and Statistics Division, MOAD &
ABPMDD

Table No. 1.1

NATIONAL REAIL PRICES OF SELECTED AGRICULTURE COMMODITIES, 2028-2071

S.No.	Commodities	Units	Year												
			2071	2070	2069	2068	2067	2066	2065	2064	2063	2062	2061	2060	2056
1	Rice coarse	Kg.	42.83	40.53	36.54	34.45	36.55	31.57	29.79	25.51	22.63	29.9	18.13	17.88	20.51
2	Basmati Rice	Kg.	-	-	69.25	63.72	69.3	61.09	52.5	45.85	43.83	40.35	34.36	36.02	34.17
3	Parbo. Rice	Kg.	-	-	-	-	-	-	-	-	-	-	-	-	-
4	Mansuli Rice	Kg.	-	-	46.78	43.4	46.7	40.97	36.1	30.99	28.18	27.08	22.94	23.48	24.07
5	Flattened Rice Local	Kg.	60.57	53.13	50.5	47.86	50.43	40.66	37.98	30.34	27.15	26.86	23.11	23.99	27.23
6	Wheat	Kg.	-	-	-	-	-	-	-	-	-	-	-	-	14.6
7	Wheat Flour	Kg.	44.62	42.65	38.24	34.68	38.25	31.39	29.47	28.02	25.54	21.68	20.45	20.73	18.23
8	Maize	Kg.	-	-	-	-	-	-	-	-	-	-	-	-	14.06
9	BlackGram	Kg.	129.04	116.35	110.95	110.95	110.85	99	75.3	75.11	69.94	51.72	46.51	46.37	44.17
10	Pigeon Pea	Kg.	139.37	131.45	124.53	119.57	124.59	120.46	83.44	74.33	63.21	56.55	55.18	52.46	53.88
11	Muggi Chhata	Kg.	-	-	137.99	139.47	137.72	116.48	83.81	81.83	76.6	61.14	56.51	57.89	52.64
12	Lentil	Kg.	123.96	111.8	102.48	93.07	102.39	105.78	84.43	64.43	52.28	47.99	44.74	43.04	39.75
13	Green Gram	Kg.	-	-	-	-	-	-	-	-	-	-	-	-	-
14	Soyabean	Kg.	85.16	87.3	80.34	73.7	80.52	62.97	52.32	35.4	34.66	33.01	30.89	30.99	25.97
15	Potato	Kg.	43.41	34.94	21.99	23.72	28	28	18.02	20.22	17.56	15.22	11.65	8.77	12.27
16	Tomato	Kg.	50.46	53.25	35.88	40.51	39.34	39.34	-	30.18	29.31	25.76	18.48	25.9	24.89
17	Onion	Kg.	56.05	71.91	35.26	34.87	40.6	40.6	32.76	34.92	30.96	28.27	23.13	16.27	22.54
18	Ginger	Kg.	151.32	146.49	59.16	64.44	-	72.7	51.48	37.05	38.06	49.33	56.75	28.54	41.25
19	Dry Chilli	Kg.	269	254.78	222.07	-	171.22	-	163.69	156.78	147.25	123.27	119.18	106.67	110.14
20	Mutton	Kg.	605.57	560.59	461.96	421.31	463.04	3446.55	279.14	239.3	222.43	209.37	201.34	194.64	158.96
21	Chicken	Kg.	337.63	318.24	275.99	246.36	275.65	249.22	191.84	167.34	156.75	146.89	142.74	135.83	135.41
22	Hen Egg	Nos.	13.17	11.42	10.25	9.76	10.26	8.61	7.00	6.51	5.17	4.98	5.02	4.66	4.38
23	Fish (Rahu)	Kg.	354.59	332.45	269.18	228.99	268.06	203.58	149.37	141.22	130.5	122.38	111.78	106.19	92.77
24	Milk	Lit.	61.88	57.5	50.84	68.06	50.89	39.07	32.02	28.9	24.85	25.14	23.02	22.43	20.31
25	Ghee	Kg.	695.04	644.49	570.61	510.6	572.35	411.3	313.97	266.34	255.51	246.62	243.08	236.47	211.75
26	Mustard Oil	Lit.	173.17	174.23	175.05	142.74	175.04	133.46	142.16	114.66	98.05	97.13	99.03	101.14	77.83
27	Mustard Seed	Kg.	-	-	-	-	-	-	-	-	-	-	-	-	-
28	Buff Meat	Kg.	288.03	257.81	215.25	203.39	215.25	158.27	127.03	98	88.7	84.17	83.59	82.68	69.45

Table No. 1.2

S.No.	Commodities	Units	Year												
			2055	2054	2053	2052	2051	2050	2049	2048	2047	2046	2045	2044	2040
1	Rice coarse	Kg.	17.42	15.78	14.71	13.99	12.45	11.54	11.41	9.81	7.70	7.73	7.65	7.00	5.87
2	Basmati Rice	Kg.	26.71	24.41	23.69	21.09	19.11	17.99	16.57	14.18	12.57	11.03	10.36	9.20	6.79
3	Parbo. Rice	Kg.	-	-	-	2.26	12.79	12.01	10.77	9.30	7.39	7.40	7.15	6.90	4.66
4	Mansuli Rice	Kg.	19.49	18.00	17.32	16.30	12.19	14.09	13.57	11.71	9.09	9.20	8.19	8.63	6.44
5	Flattened Rice Local	Kg.	23.49	21.83	21.42	19.81	18.55	16.90	16.45	14.76	13.18	11.67	9.51	11.71	8.43
6	Wheat	Kg.	12.76	10.90	10.75	8.91	8.74	7.46	7.68	7.16	5.67	5.68	5.91	4.87	3.55
7	Wheat Flour	Kg.	15.5	14.30	13.60	12.38	11.68	10.09	10.16	9.17	7.27	6.75	7.21	6.33	5.00
8	Maize	Kg.	11.49	9.59	9.17	8.44	8.00	6.35	6.96	6.19	4.76	4.81	4.73	4.36	3.44
9	BlackGram	Kg.	40.19	38.14	41.60	40.58	30.36	21.98	23.03	21.61	20.49	18.78	16.44	13.90	8.63
10	Pigeon Pea	Kg.	52.33	10.61	44.21	40.63	32.91	26.48	28.52	27.05	22.28	19.52	19.45	16.54	9.81
11	Muggi Chhata	Kg.	50.03	45.09	-	37.98	-	-	-	-	-	-	-	-	-
12	Lentil	Kg.	38.3	34.27	37.76	32.71	24.57	21.40	22.28	20.95	16.71	22.40	21.63	15.57	-
13	Green Gram	Kg.	-	-	43.56	31.13	31.82	29.89	28.02	24.29	23.53	15.39	14.62	10.76	-
14	Soyabean	Kg.	25.35	23.13	20.71	19.08	18.11	15.13	15.64	13.26	13.53	13.65	11.29	9.53	5.87
15	Potato	Kg.	14.55	9.06	10.69	10.02	8.18	7.20	6.15	6.28	5.67	5.69	4.68	4.47	3.24
16	Tomato	Kg.	28.59	21.60	22.23	22.02	-	16.81	14.56	14.25	12.50	11.61	10.50	10.97	6.61
17	Onion	Kg.	32.06	18.29	13.69	14.87	13.79	13.40	9.16	9.52	10.68	8.28	7.92	8.73	4.83
18	Ginger	Kg.	28.24	21.95	24.61	30.63	29.02	21.86	16.28	15.30	15.27	15.55	17.22	13.46	10.38
19	Dry Chilli	Kg.	140.54	87.79	99.05	90.43	62.32	53.95	81.32	71.10	41.07	48.16	49.42	30.46	18.19
20	Mutton	Kg.	151.4	136.36	120.30	105.17	95.53	89.98	84.12	75.18	66.65	55.50	43.00	46.58	26.42
21	Chicken	Kg.	128.34	125.85	113.48	98.83	87.21	84.42	75.48	69.87	66.94	60.54	52.81	48.64	31.44
22	Hen Egg	Nos.	4.16	3.93	3.80	3.53	3.20	2.93	2.63	2.42	2.31	2.24	1.95	1.73	1.21
23	Fish (Rahu)	Kg.	91.15	82.85	78.28	76.96	67.53	67.95	65.90	57.10	50.86	46.10	41.22	37.86	23.05
24	Milk	Lit.	19.34	17.63	16.93	14.89	13.31	12.72	11.47	11.01	9.57	8.64	7.57	7.15	4.51
25	Ghee	Kg.	184.62	168.70	156.62	141.03	126.15	120.91	121.12	114.38	94.12	81.74	78.99	70.63	42.81
26	Mustard Oil	Lit.	97.74	69.62	69.44	66.41	57.57	53.55	55.18	61.19	47.99	40.23	44.07	45.54	25.27
27	Mustard Seed	Kg.	36.31	26.76	24.32	25.47	-	18.93	20.96	21.75	15.39	12.38	13.83	14.98	7.78
28	Buff Meat	Kg.	63.4	54.97	53.12	49.56	43.87	37.19	34.83	31.57	27.36	24.05	21.57	20.47	13.67

Table No. 1.3

S.No.	Commodities	Units	Year											
			2039	2038	2037	2036	2035	2034	2033	2032	2031	2030	2029	2028
1	Rice coarse	Kg.	5.03	3.94	3.81	3.45	3.39	3.14	3.03	3.42	3.40	3.04	2.74	2.24
2	Basmati Rice	Kg.	6.22	4.94	4.70	4.20	4.24	3.83	3.84	4.00	4.19	3.57	3.13	2.84
3	Parbo. Rice	Kg.	4.10	3.25	2.92	2.79	2.71	2.62	2.55	2.68	2.85	2.78	2.32	1.83
4	Mansuli Rice	Kg.	5.90	4.47	4.15	3.84	3.71	3.46	3.17	3.86	3.83	3.06	2.70	2.25
5	Flattened Rice Local	Kg.	8.10	6.53	5.95	5.00	5.02	4.74	5.28	5.82	5.33	4.67	4.13	3.65
6	Wheat	Kg.	3.51	2.83	2.78	2.52	2.49	2.54	2.17	2.51	3.11	2.47	2.29	1.66
7	Wheat Flour	Kg.	4.93	3.85	3.94	3.44	3.20	3.17	2.99	3.15	3.32	2.98	3.09	2.43
8	Maize	Kg.	2.97	2.49	2.44	2.26	2.16	2.08	1.86	2.04	1.95	1.70	1.69	1.32
9	BlackGram	Kg.	7.41	7.07	6.98	5.96	5.69	5.16	4.35	4.24	4.20	3.80	3.23	2.47
10	Pigeon Pea	Kg.	8.93	8.18	7.41	7.27	6.77	5.93	5.20	4.22	4.46	3.41	2.97	2.51
11	Muggi Chhata	Kg.	-	-	-	-	-	-	-	-	-	-	-	-
12	Lentil	Kg.	-	-	-	-	-	-	-	-	-	-	-	-
13	Green Gram	Kg.	-	-	-	-	-	-	-	-	-	-	-	-
14	Soyabean	Kg.	5.05	4.86	4.84	4.47	3.86	3.58	3.32	3.37	2.89	2.89	2.48	1.97
15	Potato	Kg.	2.57	2.47	2.53	1.93	2.18	2.62	1.84	1.68	1.76	1.99	1.51	1.37
16	Tomato	Kg.	5.26	4.96	5.11	4.41	4.32	3.34	2.78	3.03	2.90	3.30	2.11	2.02
17	Onion	Kg.	4.80	4.42	2.95	4.42	2.94	2.86	2.17	2.24	2.01	2.05	1.81	1.59
18	Ginger	Kg.	9.51	8.73	6.12	3.95	4.48	4.86	5.92	4.85	4.45	3.03	2.82	2.53
19	Dry Chilli	Kg.	21.75	20.03	15.65	17.54	16.91	15.42	-	-	-	-	-	-
20	Mutton	Kg.	23.43	21.18	19.15	16.18	14.77	14.24	13.13	12.88	11.25	9.03	7.60	7.14
21	Chicken	Kg.	28.71	24.61	22.79	21.16	18.62	17.25	16.97	16.54	14.73	12.50	10.50	8.96
22	Hen Egg	Nos.	1.09	0.97	0.93	0.87	0.79	0.74	0.74	0.72	0.62	0.56	0.45	0.43
23	Fish (Rahu)	Kg.	20.00	19.26	16.84	15.68	13.82	12.07	10.10	9.32	8.98	7.47	6.23	6.09
24	Milk	Lit.	4.46	4.05	3.69	3.94	3.12	3.02	2.70	2.46	2.43	2.08	2.31	1.84
25	Ghee	Kg.	39.68	36.03	31.17	29.63	27.23	25.75	25.39	24.95	24.15	20.47	16.29	11.29
26	Mustard Oil	Lit.	20.78	21.53	22.42	16.41	15.83	16.47	18.82	11.89	15.05	12.96	9.70	9.44
27	Mustard Seed	Kg.	8.21	6.21	7.13	5.11	4.86	5.26	3.54	3.47	4.63	3.62	2.93	2.29
28	Buff Meat	Kg.	11.60	9.77	8.14	7.30	6.15	6.16	6.08	5.93	4.88	3.86	3.25	2.70

Source : Agribusiness Promotion and Marketing Development Directorate, Hariharbhawan

Note : 1. Each Price Figures in Annual Average

2. Dash or Blank Indicates Unavailable

Table No. 2.1

RETAIL PRICE OF SELECTED AGRICULTURE COMMODITIES BY MONTHS, 2060-2071

S.No.	Commodities	Units	Year	Baishak	Jestha	Ashad	Shrawan	Bhadra	Aswin	Kartik	Marga	Posh	Magh	Falgun	Chaitra
1	Rice coarse	Kg.	2071	42.33	43.21	44.80	42.68	43.10	41.95	42.79	42.85	41.77	42.39	42.46	43.58
			2070	37.19	37.29	37.93	39.25	39.63	39.78	55.38	40.27	39.80	39.70	39.84	40.34
			2069	35.39	35.18	36.67	36.68	37.61	37.2	36.7	36.07	36.65	36.43	36.75	37.27
			2068	35.62	35.66	35.88	35.34	35.49	35.17	35.09	33.27	32.59	32.78	33.58	32.88
			2067	35.39	35.18	36.67	36.68	37.61	37.2	36.7	36.07	36.65	36.43	36.75	37.27
			2066	29.6	30.2	30.94	31.06	32.03	31.92	31.61	33.4	32.53	31.63	32.14	31.79
			2065	27.96	29.03	30.18	31.84	31.95	31.5	29.86	29.1	28.38	29.03	29.59	29.1
			2064	24.55	24.48	25.73	26.19	24.7	25	24.86	24.48	25.07	25.97	26.15	28.97
			2063	22.03	22.6	22.81	21.42	23.49	23.04	21.99	22.85	23.08	21.25	23.6	23.45
			2062	18.91	20.43	21.33	21.58	21.83	22.2	21.81	20.4	19.94	20.09	21.64	21.35
			2061	17.89	18.01	18.31	18.44	18.16	18.79	18.61	17.22	17.29	17.53	18.45	18.89
			2060	16.25	16.48	18.14	18.29	19.61	18.84	18.28	15.13	17.2	18.04	19.24	19.04
2	Rice Medium	Kg.	2071	53.38	55.48	56.88	54.85	54.73	53.89	54.75	54.48	52.43	52.84	55.29	56.52
			2070	48.41	48.69	50.50	51.80	51.50	52.01	51.98	51.92	52.64	51.75	52.08	52.40
			2069	44.46	45.01	46.01	46.91	48.16	48.57	46.71	45.5	46.45	47.26	47.68	47.64
			2068	44.28	44.32	43.93	43.2	44.43	43.98	43.85	41.69	40.29	40.05	45.69	45.08
			2067	44.46	45.01	46.01	46.91	48.16	48.57	46.71	45.5	46.45	47.26	47.68	47.64
			2066	37.65	38.46	39.07	40.43	42.45	42.21	42.17	43.2	42.27	41.34	41.36	41.09
			2065	33.45	34.06	35.16	37.75	38.2	37.59	36.99	36.2	35.64	36.16	36.4	35.57
			2064	30.32	29.93	31.33	31.43	29.98	30.25	31.7	30.28	30.65	31.56	31.92	32.57
			2063	27.73	28.3	28.03	26.63	28.45	28.78	27.02	29.03	28.52	26.83	28.85	30.03
			2062	25.39	25.81	27.87	27.3	28.26	28.03	27.41	26.93	25.91	26.56	27.01	28.54
			2061	22.42	22.69	22.5	22.93	23.08	23.46	23.24	22.6	21.38	22.87	23.03	25.14
			2060	22.46	22.17	23.67	23.64	23.91	24.45	24.24	22.95	22.56	22.59	23.58	25.51
3	Rice Fine	Kg.	2071	77.05	87.59	85.76	88.84	77.95	87.36	85.51	85.53	83.29	84.53	84.11	85.43
			2070	75.65	76.64	77.54	78.44	77.78	79.13	79.05	80.14	80.43	80.03	82.20	80.99
			2069	64.11	66.02	67.27	68.14	69.83	70.87	70.55	67.73	68.2	72.33	72.88	73.73
			2068	63.56	64.16	64.3	64.76	63.88	63.19	64.95	61.55	60.58	60.09	66.75	66.88
			2067	64.11	66.02	67.27	68.14	69.83	70.87	70.55	67.73	68.2	72.33	72.88	73.73
			2066	54.68	55.57	57.75	61.51	62.86	62.07	61.68	61.65	62.45	63.33	65.8	63.79
			2065	47.44	48.99	50.47	53.48	54.62	54.21	53.49	53.32	53.12	53.47	54.11	53.31
			2064	46.84	46.2	46.75	47.21	45.81	45.91	46.53	44.2	44.21	44.25	45.98	46.38
			2063	42.83	44.41	45.1	41.64	44.65	43.8	43.19	44.47	43.63	43.28	44.58	44.33
			2062	36.65	39.51	38.95	40.6	41.04	40.4	41.32	39.98	39.71	40.69	41.32	44.02
			2061	33.41	33.49	33.64	33.4	34.63	35.68	33.74	34.73	33.57	34.9	35.08	36.06
			2060	33.62	33.64	36.22	36.16	36.49	36.76	36.76	36.08	35.57	36.31	36.01	38.59

Table No. 2.2

S.No.	Commodities	Units	Year	Baishak	Jestha	Ashad	Shrawan	Bhadra	Aswin	Kartik	Marga	Posh	Magh	Falgun	Chaitra
4	Flattened Rice Local	Kg.	2071	58.02	55.44	57.92	59.03	58.03	61.75	62.30	61.25	60.74	63.37	63.51	65.51
			2070	50.66	51.40	51.25	52.22	53.31	53.37	53.26	54.26	53.73	53.54	54.45	40.34
			2069	48.9	49.67	50.08	50.5	51.8	51.7	50.2	49.13	50.15	51.25	50.58	37.27
			2068	47.9	48.07	49.76	49.16	48.81	48.81	48.91	47.03	46.22	46.87	45.61	32.88
			2067	48.9	49.67	50.08	50.5	51.8	51.7	50.2	49.13	50.15	51.25	50.58	37.27
			2066	38.17	40	41.79	41.33	40.87	42.04	41.3	37.71	41.2	39.35	41.68	31.79
			2065	33.82	35.73	37.79	38.88	40.27	39.08	37.18	36.41	37.77	39.09	40.15	29.1
			2064	29.6	29.91	30.1	31.16	31.34	29.61	29.51	29.04	29.39	30.14	31.8	28.97
			2063	28.2	28.39	28.27	24.66	26.26	28.17	26.59	26.68	28.41	26.06	26.56	23.45
			2062	26.33	26.59	28.21	26.49	26.07	27.15	27.19	26.42	26.32	25.59	25.79	21.35
			2061	22.13	22.31	23.48	21.76	21.81	21.75	21.76	24.34	23.31	25.56	23.49	18.89
			2060	21.61	21.75	24.42	24.47	24.33	24.8	24.49	22.94	23.47	24.71	24.89	19.04
5	Wheat Flour	Kg.	2071	45.64	45.32	46.39	43.46	43.44	43.44	44.36	44.07	43.37	45.31	45.91	44.72
			2070	41.30	41.99	42.39	41.67	41.75	42.28	42.62	43.02	43.20	43.56	44.22	47.64
			2069	35.78	36.38	38.2	37.48	37.75	37.53	38.45	38.06	38.43	39.63	40.5	45.08
			2068	35.42	34.9	34.87	34.34	35.61	35.97	36.42	34.94	33.21	33.32	33.75	47.64
			2067	35.78	36.38	38.2	37.48	37.75	37.53	38.45	38.06	38.43	39.63	40.5	41.09
			2066	29.15	28.93	29.09	29.98	31.1	31.26	31.41	33.35	33.55	32.09	33.13	35.57
			2065	28.35	28.22	28.9	30.27	30.7	30.54	30.42	28.7	28.72	29.37	29.93	32.57
			2064	28.17	27.2	27.98	28.5	27.29	28.67	27.93	27.76	28.05	27.93	28.1	30.03
			2063	23.03	23.81	23.92	23.12	26.1	26.18	24.85	26.85	27.26	26	27.95	28.54
			2062	20.52	20.59	21.08	22.1	22.95	21.37	21.05	21.62	21.64	21.98	22.12	25.14
			2061	19	19.58	19.89	19.53	19.33	23.24	20.2	19.9	20.28	20.56	21.16	25.51
			2060	17.75	18.73	20.1	18.85	18.73	20.65	20.74	20.68	20.53	20.44	29.93	80.99
6	Black Gram (Broken)	Kg.	2071	124.75	125.55	125.27	125.19	123.13	131.50	131.64	130.53	130.31	126.36	138.87	135.41
			2070	113.71	114.08	112.95	114.09	115.47	115.94	115.89	117.37	118.27	118.91	119.06	66.88
			2069	113.01	113.04	112.14	109.37	111.1	111.67	110.93	106.68	108.18	110.13	110.23	73.73
			2068	113.39	112.99	112.48	112.67	115.47	111.4	112.55	110.9	112.53	111.79	101.42	63.79
			2067	113.01	113.04	112.14	109.37	111.1	111.67	110.93	106.68	108.18	110.13	110.23	53.31
			2066	80.24	81.44	85.98	91.42	93.45	98.09	101.4	104.17	110.76	114.09	114.67	46.38
			2065	70.44	71.09	73.01	75.32	78.73	78.62	76.51	75.31	76.17	76.6	75.05	44.33
			2064	74.84	74.37	76.06	76.08	77.42	75.45	75.04	74.52	73.6	74.59	74.33	44.02
			2063	62.4	64.45	67.14	68.46	70.36	71.55	70.81	72.97	72.83	72.19	71.69	36.06
			2062	48.75	49.02	51.1	51.26	50.75	50.25	51.31	51.47	52.63	53.64	55.09	38.59
			2061	46.08	45.95	46.39	46.72	45.72	45.43	46.16	46.74	47.22	47.79	46.5	
			2060	47.43	47.41	47.94	47.3	45.91	46.42	46.77	45.66	44.55	44.35	46.05	

Table No. 2.3

S.No.	Commodities	Units	Year	Baishak	Jestha	Ashad	Shrawan	Bhadra	Aswin	Kartik	Marga	Posh	Magh	Falgun	Chaitra
7	Pegion Pea	Kg.	2071	136.33	139.89	138.78	133.36	129.24	142.14	141.70	140.23	140.35	141.20	146.58	142.61
			2070	129.85	130.27	132.36	130.90	131.17	131.97	131.64	129.48	131.25	131.94	132.93	133.67
			2069	120.36	119.16	123.55	124.96	128.55	128.97	129.73	121.53	123.16	126.68	124	124.48
			2068	122.79	122.73	120.87	123.65	120.76	117.87	119.63	118.91	121.58	122.26	113.11	110.71
			2067	120.36	119.16	123.55	124.96	128.55	128.97	129.73	121.53	123.16	126.68	124	124.48
			2066	94.06	98.18	105.08	116.81	120.84	123.04	127.03	131.6	132.99	134.52	131.72	129.63
			2065	78.39	77.69	78.85	84.54	86.74	86.36	84.1	84.29	84.91	84.37	84.83	86.21
			2064	69.31	69.82	71.1	74.42	74.42	75.76	75.29	75.01	75.83	75.95	76.75	78.27
			2063	60.26	62.06	62.4	62.84	62.5	63.57	62.33	63.93	64.29	63.17	65.35	65.76
			2062	54.83	55.56	55.91	56.98	57.12	56.65	56.76	56.4	55.83	55.84	56.56	60.12
			2061	54.01	54.92	55.14	55.91	56.2	55.23	55.95	56.05	54.64	54.98	54.54	54.57
			2060	50.53	49.79	51.62	53.08	51.86	52.49	53.08	53.52	53.75	53.46	53.85	52.51
8	Moong Broken	Kg.	2071	164.15	166.48	164.28	159.02	150.57	168.91	167.5	169.68	167.11	166.38	170.5	171.23
			2070	150.07	149.61	145.71	145.21	146.51	144.65	146.57	145.47	144.82	149.60	151.38	155.75
			2069	137.54	137.89	135.42	137.11	139.93	141.88	140.29	131.65	135.29	139.56	138.28	137.77
			2068	144.16	143.65	139.56	141.94	141.44	140.95	139.9	139.36	140.28	140.97	122.58	138.88
			2067	137.54	137.89	135.42	137.11	139.93	141.88	140.29	131.65	135.29	139.56	138.28	137.77
			2066	88.87	93.34	98.06	106.55	108.45	111.38	120.51	124.92	131.95	136.88	139.02	137.79
			2065	81.67	80.96	82.16	82.26	84.73	84.57	85.72	85.85	84.79	83.83	83.41	85.77
			2064	83.09	83.06	82.94	83.07	83.27	82.17	81.26	81.14	79.72	79.79	80.71	81.73
			2063	73.64	75.25	76.77	75.72	77.12	74.49	72.53	75.86	78.92	79.85	79.53	79.53
			2062	58.37	58.38	59.87	60.9	60.53	60.43	61.49	61.38	61.72	61.46	63.36	65.8
			2061	56.88	56.36	56.57	55.77	57.44	55.51	55.1	54.34	54.06	57.5	57.48	61.14
			2060	57.15	57.41	56.93	58.97	58.92	57.91	57.5	57.97	58.26	57.96	58.1	57.64
9	Lentil Broken	Kg.	2071	123.9	120.05	118.11	118.95	116.73	121.56	125.67	126.11	127.37	131.36	130.43	127.29
			2070	107.98	109.15	107.70	109.03	112.41	113.04	113.93	113.04	112.71	113.56	114.10	114.95
			2069	95.63	97.33	98.72	102.54	106.42	106.14	104.36	100.73	101.93	105.83	105.75	103.37
			2068	96.36	95.98	94.24	96.33	96.1	94.13	94.37	93.22	92.58	91.67	80.31	91.54
			2067	95.63	97.33	98.72	102.54	106.42	106.14	104.36	100.73	101.93	105.83	105.75	103.37
			2066	92.29	92.67	94.89	105.88	106.85	110.49	109.72	111.36	112.59	113.16	111.76	107.7
			2065	71.39	72.3	76.33	81.7	85.3	87.5	88.26	90.51	90.21	90.44	89.7	89.51
			2064	57.98	59.38	61.33	62.84	65.3	64.45	66.22	66.4	66.4	66.32	67.02	69.54
			2063	52.08	52.87	52.74	50.87	52.39	52.35	51.22	53.48	51.41	51.49	52.63	53.81
			2062	47.37	48.05	50.28	47.39	46.82	45.72	47.53	47.79	48.37	47.68	47.73	51.18
			2061	43.41	44.13	44.53	44.3	44.89	44	44.02	44.96	45.01	45.61	46.31	45.78
			2060	41.48	41.03	42.05	42.07	43.02	42.68	43.15	43.53	44.64	44.56	43.92	44.37

Table No. 2.4

S.No.	Commodities	Units	Year	Baishak	Jestha	Ashad	Shrawan	Bhadra	Aswin	Kartik	Marga	Posh	Magh	Falgun	Chaitra
10	Soyabean	Kg.	2071	82.78	87.32	94.12	86.84	88	86.62	84.22	83.19	82.43	84.68	80.77	80.9
			2070	85.14	84.44	83.97	86.25	88.59	89.05	89.44	89.82	86.54	87.15	88.39	88.77
			2069	75.45	76.44	76.79	78.68	81.24	82.08	82.82	80.95	81.33	83.48	82.68	84.35
			2068	72.13	70.74	72.04	70.3	72.67	74.82	76.28	74.88	73.07	73.8	77.94	75.71
			2067	75.45	76.44	76.79	78.68	81.24	82.08	82.82	80.95	81.33	83.48	82.68	84.35
			2066	56.91	57.81	59.02	62.24	65.03	62.43	63.45	64.25	65.86	66.15	66.03	66.45
			2065	44.59	46.82	48.82	51.14	53.7	56.32	56.5	54.99	53.09	53.4	53.79	54.68
			2064	34.19	34.11	33.76	34.24	35.44	34.36	34.2	34.34	35.17	35.92	37.93	41.17
			2063	34.95	34.98	35.52	36.42	34.45	34.19	35.61	34.46	33.52	34.21	33.46	34.1
			2062	33.49	33.41	33.57	33.13	33.67	33.42	34.67	31.71	31.67	32.05	32.95	32.41
			2061	29.94	30.33	30.79	30.93	31.38	31.7	30.22	32	30.83	31.17	30.66	30.71
			2060	33.06	32.24	32.09	31.02	30.73	30.37	30.3	30.47	30.26	30.05	30.85	30.43
			11	Ckick Pea Big	Kg.	2071	96.39	96.87	95.78	96.64	95.56	96.98	96.63	95.92	94.77
2070	103.54	102.39				100.12	97.69	100.59	97.73	97.27	100.08	99.48	97.63	99.14	100.42
2069	88.85	91				94.19	97.3	100.58	104.25	104.74	99.97	98.59	101.5	98.44	98.43
2068	70.28	68.48				68.33	71.97	75.6	78.46	82.22	84.06	84.64	87.55	100.19	90.21
2067	88.85	91				94.19	97.3	100.58	104.25	104.74	99.97	98.59	101.5	98.44	98.43
2066	66.11	66.04				66.48	69.1	70.79	69.34	70.85	69.46	69.46	69.58	70	70.88
2065	63.39	65.47				65.68	67.96	67.84	68.19	66.92	65.54	65.8	66.6	65.84	65.86
2064	62.21	61.84				60.56	61.85	62.56	63.22	64.07	64.65	65.06	64.44	64.2	63.26
2063	54.11	54.46				56.44	55.24	56.61	60.96	59.77	64.1	64.22	62.77	60.62	63.63
2062	43.97	44.28				56.48	58.06	46.15	47.52	47.58	48.43	48.08	48.08	47.51	47.86
2061	42.71	43.62				43.5	42.11	43.45	42.81	42.51	42.61	42.42	42.44	41.77	43.83
2060	43.21	41.8				42.86	43.62	42.46	41.82	42.54	42.91	43.24	41.82	42.98	43.25
12	Chick Pea Small	Kg.				2071	95.93	87.14	89.16	86.09	84.36	86.51	86.35	90.98	88.95
			2070	94.10	92.79	92.07	92.87	94.30	91.49	91.28	91.79	91.15	88.83	90.68	89.67
			2069	80.59	82.86	86.78	91.29	94.84	99.38	100.91	96.74	95.32	97.25	120.66	143.42
			2068	60.34	61.36	62.32	65.56	70.87	73.58	73.64	76.24	75.35	76.58	73.94	66.83
			2067	80.59	82.86	86.78	91.29	94.84	99.38	100.91	96.74	95.32	97.25	120.66	143.42
			2066	59.22	60.68	61.03	63.14	65.62	65.1	65.47	65.39	64.91	65.71	64.69	64.31
			2065	59.87	59.88	60.53	60	60.76	60.13	60.14	59.83	58.33	57.96	57.26	57.81
			2064	54.14	54.85	55.69	57.96	57.43	57.24	58.34	59.19	58.65	58.64	59.35	60.59
			2063	44.34	45.86	49	49.12	49.27	55.81	55.07	58	58.96	58.2	55.57	56.76
			2062	39.7	39.93	41.55	42.38	41.47	41.82	41.46	42.48	42.75	42.39	42.59	43.61
			2061	39.98	39.83	40.58	39.84	39.05	38.13	38.25	37.99	39.16	38.28	37.54	41.27
			2060	39.18	38.5	39.41	39.09	38.28	38.87	39.23	38.61	39.63	40.39	40.92	42.41

Table No. 2.5

S.No.	Commodities	Units	Year	Baishak	Jestha	Ashad	Shrawan	Bhadra	Aswin	Kartik	Marga	Posh	Magh	Falgun	Chaita
13	Pea Big	Kg.	2071	79.78	83.88	85.74	88.99	87.97	88.92	87.86	85.37	87.36	89.01	86.91	78.6
			2070	80.64	80.20	79.59	88.57	88.57	84.44	84.42	84.59	84.98	82.49	83.86	83.70
			2069	64.66	65.65	73.17	74.48	76.49	78.82	79.06	74.69	76.31	80.47	80.19	80.48
			2068	56.4	56.25	55.66	59.35	60.56	60.44	66.93	69.88	71.76	62.1	57.33	55.38
			2067	64.66	65.65	73.17	74.48	76.49	78.82	79.06	74.69	76.31	80.47	80.19	80.48
			2066	55.55	55.59	55.91	60.99	60.14	61.45	62.39	55.71	55.41	54.48	53.72	52.68
			2065	49.26	49.67	50.08	52.16	53.66	55.78	54.52	54.14	53.26	55.46	55.88	54.49
			2064	40.25	40.7	41.03	42.13	41.72	43.45	43.48	43.88	44.69	44.57	44.93	45.73
			2063	37.05	38.64	36.92	35.97	39.45	39.87	37.39	38.33	37.62	36.79	36.77	39.63
			2062	36.58	36.81	37.23	36.58	36.04	36.23	35.49	35.54	34.73	34.48	34.04	36.6
			2061	36.47	36.82	36.66	36.29	35.71	36.33	36.5	34.42	33.48	33.79	34.61	38.98
			2060	34.21	33.75	35.47	35.6	35.14	36.22	36.18	34.91	34.2	35.89	35.9	34.07
14	Pea Small	Kg.	2071	81.75	90.78	89	85.82	84.86	85.4	83.94	84.4	87.41	89.3	90.4	77.71
			2070	82.04	77.41	81.41	82.01	90.16	84.89	86.22	85.45	84.86	84.31	90.44	84.93
			2069	68.94	70.15	72.9	75.71	76.32	79.37	80	76.68	77.62	80.58	81.67	84.55
			2068	56.4	56.25	55.66	59.35	60.56	60.44	66.93	69.88	71.76	62.1	57.33	55.38
			2067	68.94	70.15	72.9	75.71	76.32	79.37	80	76.68	77.62	80.58	81.67	84.55
			2066	59.29	60.49	59.65	65.16	64.85	64.78	64.96	60.83	60.8	61.01	60.66	62.76
			2065	50.59	51.11	51.38	54.59	55.85	58.59	55.25	56.11	55.33	55.06	55.86	55.38
			2064	45.13	46.66	45.97	45.59	47.39	50.46	50.98	50.57	50.45	50.95	49.06	49.27
			2063	40.95	41.89	42.95	41.77	42.54	44.51	44.74	45.31	44.47	41.85	42.16	42.51
			2062	36.72	37.09	37.93	35.92	36.58	36.12	38.78	38.87	37.65	38.51	39.21	42
			2061	36.57	35.58	36.71	38.35	37.88	37.39	37.05	34.28	35.67	34.56	37.89	40.77
			2060	35.14	35.66	36.27	36.42	35.88	35.26	35.54	35.15	37.88	39.91	40.37	41.06
15	Mustard Oil	Lit.	2071	172.84	171.11	170.34	172.71	174.08	176.84	173.24	170.94	169.19	173.94	176.66	176.15
			2070	174.49	170.98	173.90	174.23	176.18	175.95	177.38	178.23	174.94	171.93	169.50	173.05
			2069	161.00	165.42	172.92	175.55	180.93	182.49	182.13	174.78	172.35	180.48	177.53	174.9
			2068	138.73	138.86	139.44	139.95	142.3	143.18	144.68	147.97	147.07	149.17	144.11	137.46
			2067	161	165.42	172.92	175.55	180.93	182.49	182.13	174.78	172.35	180.48	177.53	174.9
			2066	135.83	134.7	130.6	132.15	133.92	136.82	135.63	135.12	132.57	132.2	131.26	130.69
			2065	138.28	138.56	143.84	144.82	149.87	150.51	147.85	144.61	141.35	138.4	135.25	132.63
			2064	105.05	104.26	105.77	105.7	110.36	110.48	111.83	113.05	114.67	119.23	135.08	140.45
			2063	98.42	97.4	96.7	92.86	97.25	95.88	93.62	98.53	99.35	99.31	103.29	103.94
			2062	97.83	97.57	96.18	95.4	96.85	96.17	96.43	97.13	97.88	95.51	96.09	102.58
			2061	103.37	104.53	100.77	100.85	98.55	94.65	99.89	95.03	97.11	97.47	96.79	99.34
			2060	95.21	96.91	98.62	99.46	99.48	101.98	102.84	101.97	101.76	102.91	106.52	106

Table No. 2.6

S.No.	Commodities	Units	Year	Baishak	Jestha	Ashad	Shrawan	Bhadra	Aswin	Kartik	Marga	Posh	Magh	Falgun	Chaitra
16	Soyabean Oil	Lit.	2071	144.34	144.21	145.52	142.63	145.27	146.77	144.7	145.9	151.62	152.29	149.14	147.06
			2070	146.47	145.15	145.81	144.79	144.22	146.73	146.91	148.76	146.11	145.65	155.54	146.64
			2069	137.42	140.06	144.85	143.72	146.32	145.04	144.24	140.35	139.6	146.5	147.2	147.02
			2068	118.11	117.84	118.15	120.46	121.67	121.4	122.82	125.22	125.47	126.07	131.5	129.63
			2067	137.42	140.06	144.85	143.72	146.32	145.04	144.24	140.35	139.6	146.5	147.2	147.02
			2066	115.81	114.66	111.47	112.11	114.03	112.85	107.08	107.72	107.44	105.92	104.2	102.9
			2065	119.31	119.51	123.44	128.5	129.52	130.17	129.58	124.37	121.62	122.73	120.48	116.11
			2064	91.4	89.39	89.5	89.3	89.94	91.5	91.53	92.52	94.72	97.94	113.17	118.14
			2063	76.38	83.87	79.44	75.98	79.03	78.76	77.28	82.41	83.81	84.84	88.42	86.37
			2062	77.82	77.81	80.67	73.7	73.29	72.86	72.58	71.35	72.28	71.49	73.29	76.03
			2061	87.34	86.2	83.62	80.84	77.49	80.05	80.29	80.23	77.34	77.56	77.54	80.57
			2060	77.91	79.87	79.17	77.84	74.73	76.73	78.63	79.56	80.29	83.53	86.08	90.9
			17	Ghee	Kg.	2071	662	682.92	692.94	707.29	678.06	724.84	695.44	695.69	698.24
2070	630.90	628.45				618.74	615.75	630.87	621.39	651.69	664.53	665.11	669.75	661.68	675.00
2069	550.6	551.79				546.52	546.38	543.57	552.5	586.05	563.32	564.95	605.58	625.37	631.63
2068	496.87	494.3				494.48	498.04	507.38	520.14	527.54	517.5	525.83	537.25	531.67	476.25
2067	550.6	551.79				546.52	546.38	543.57	552.5	586.05	563.32	564.95	605.58	625.37	631.63
2066	366.62	367.36				379.9	408.52	416.62	415.14	442.19	442.36	435.43	420.81	419.64	420.95
2065	278.02	281.31				286.52	301.55	313.02	325.6	330.57	332.62	326.67	323.57	332.05	336.12
2064	258.12	263.17				266.95	268.1	255.65	269.88	272.21	271.62	266.65	267.32	267.49	268.97
2063	246.12	243.14				247.33	245.81	252.41	255.16	257.98	261.99	261.23	264.75	265.14	265.08
2062	245.25	247.7				228.11	249.4	247.73	240.57	251.43	249.37	246.94	252	253.21	247.7
2061	241.67	243.53				241.01	242.23	241.09	241.47	238.14	243.01	241.38	247.82	249.95	245.71
2060	234.19	236.83				235.22	233.16	234.26	237.01	239.16	237.13	237.71	237.74	239.05	236.14
18	Vegetable Ghee	Kg.				2071	135.04	139.28	140.16	137.56	135.99	134.24	136.06	140.99	137.57
			2070	131.78	132.69	132.55	136.67	134.52	137.63	141.80	144.03	137.58	136.15	140.45	135.63
			2069	204.91	207.44	199.65	204.45	203.42	204.75	201.22	208.92	207.21	212.11	226.66	231.58
			2068	113.81	114.51	113.58	115.05	117.07	119.83	120.05	120.67	120.92	123.67	125.33	124
			2067	204.91	207.44	199.65	204.45	203.42	204.75	201.22	208.92	207.21	212.11	226.66	231.58
			2066	127.05	128.39	136.71	130.87	136.7	142.63	137.9	137.29	138.08	138.99	137.86	137.76
			2065	112.81	111.68	105.1	108.56	108.57	104.69	282.86	114.97	96.13	103.67	102.24	103.24
			2064	98.76	102.11	103.17	102.74	104.86	105.11	106.88	108.75	107.91	110.52	119.64	121.55
			2063	92.71	96.69	97.11	94.7	98.28	96.51	98.04	97.88	98.02	98.97	101.24	99.67
			2062	90.61	90.39	108.61	93.27	91.19	88.09	88.95	89.35	86.94	89.03	81.22	79.44
			2061	71.73	71.94	67.87	70.32	69.24	66.19	67.78	66.7	65.82	67.22	66.23	67.1
			2060	62.62	63.79	64.87	63.53	64.11	64.29	64.49	65.92	66.49	67.51	69.15	72.5

Table No. 2.7

S.No.	Commodities	Units	Year	Baishak	Jestha	Ashad	Shrawan	Bhadra	Aswin	Kartik	Marga	Posh	Magh	Falgun	Chaitra
19	Chicken	Kg.	2071	364.55	349.31	361.39	351.28	327.94	322.71	322.47	320.81	319.56	325.06	341.2	345.33
			2070	311.33	301.62	306.33	292.86	307.16	306.44	325.91	340.68	336.83	332.93	326.99	329.86
			2069	274.93	275.15	273.72	273.05	276.65	277.68	266.23	245.75	257.88	287.43	299.85	299.53
			2068	262.47	254.39	255.11	260.75	260.9	261.23	256.98	248.23	233.66	225.7	216.11	220.83
			2067	274.93	275.15	273.72	273.05	276.65	277.68	266.23	245.75	257.88	287.43	299.85	299.53
			2066	215.62	225.48	233.05	247.36	256.88	251.79	255.05	248.31	253.95	259.1	269.64	274.43
			2065	185.5	182.83	181.07	181.21	184.02	196.48	201.38	204.31	203.01	194.17	189.76	198.33
			2064	169.12	165.07	162.57	160.67	171	168.1	167.52	166.6	166.09	166.46	170.97	173.91
			2063	149.04	149.93	155	152.3	149.18	156.11	150.09	188.06	153.06	152.13	161.55	164.52
			2062	148.9	152.37	151.99	151.85	151.57	149.03	142.57	146.39	148.09	147.41	139.49	133
			2061	138.92	141.52	139.6	139.15	141.1	147.25	141.47	138.33	141.92	148.13	150.42	145.12
			2060	137.52	137.89	140.58	142.05	139.84	140.79	142.21	135.45	130.47	129.65	125.78	127.78
20	Mutton	Kg.	2071	560.64	583.85	595.56	608.89	594.21	617.76	609.28	607.89	616.36	621.22	618.33	632.92
			2070	535.29	540.05	534.30	536.68	548.13	558.51	572.06	578.73	585.24	578.87	582.38	576.90
			2069	440.4	449.9	454.59	452.78	451.33	453.6	466.93	445.23	450.7	482.85	502.33	505.88
			2068	402.61	403.75	404.32	403.98	409.17	418.04	422.69	418.04	416.1	414.08	496.67	446.25
			2067	440.4	449.9	454.59	452.78	451.33	453.6	466.93	445.23	450.7	482.85	502.33	505.88
			2066	322.29	326.17	333.05	327.19	333.88	348.29	352.71	354.62	356.95	364.86	367.9	370.64
			2065	259.93	260.9	264.71	268.26	274.76	275.33	281.71	279.5	282.02	289.52	302.6	310.44
			2064	232.02	229.29	232.38	234.38	236.62	239.48	243.76	242.55	243.26	245.64	246.33	245.83
			2063	219.17	213.75	218.42	218.74	221.75	223.93	224.25	225	221.11	223.98	227.43	231.6
			2062	207.37	206.5	204.88	210.4	210.63	209.84	208.58	209.13	210.16	212.46	214.17	208.33
			2061	199.17	201.78	200.58	201.45	201.5	202.25	199.74	198.48	200.89	201.89	207.28	201.03
			2060	191.41	192.81	195.18	193.79	195	193.68	193.53	191.68	193.5	191.13	197.31	206.67
21	Buff	Kg.	2071	276	270.22	304.17	280	265.53	289.08	304.93	296.43	289.42	289.46	291.63	299.55
			2070	245.64	246.31	242.51	249.09	253.34	258.45	258.42	265.09	265.13	266.47	272.47	270.80
			2069	214.36	215.5	215.51	215.15	211.1	211.64	213.27	204.79	203.8	225.36	223.93	228.63
			2068	200.47	202.69	203	201.89	203.06	201.5	201.64	201.86	193.6	195.94	215	220
			2067	214.36	215.5	215.51	215.15	211.1	211.64	213.27	204.79	203.8	225.36	223.93	228.63
			2066	138.73	145.33	147.63	151.61	158.71	159.33	161.64	158.76	165.06	169.43	173.63	169.32
			2065	111.43	110.82	117.07	120.75	119.43	126	125.14	127.36	133.61	139.43	145.56	147.74
			2064	92.47	93.68	94.46	95.68	97.56	97.76	100.59	100.19	98.84	99.31	101.7	103.77
			2063	90.1	88.49	88.28	83.7	86.96	88.9	86.29	88.32	88.64	89.72	94.82	90.16
			2062	83.34	84.38	91.91	83.01	83.86	83.51	83.09	80.91	81.38	86.08	86.78	81.84
			2061	87.91	87.91	88.68	81.91	81.91	82.5	80.78	81.03	81.47	82.88	84.28	81.87
			2060	77.25	76.07	82.58	78.25	78.19	79.38	79.38	79.38	79.17	116.5	81.86	84.17

Table No. 2.8

S.No.	Commodities	Units	Year	Baishak	Jeshta	Ashad	Shrawan	Bhadra	Aswin	Kartik	Marga	Posh	Magh	Falgun	Chaitra
22	Pork	Kg.	2071	286.42	280.29	296.4	271.82	251.33	276.67	276.67	279.09	282.92	283.25	282.29	293.2
			2070	231.58	232.15	234.69	238.45	241.33	249.19	249.52	253.10	255.00	256.79	268.21	270.00
			2069	200.12	202.97	202.73	198.43	204.19	204.27	203.93	194.21	190.71	212.85	217.04	222.32
			2068	193.25	195.81	195.64	196.6	199.35	198.58	196.6	195.88	191.72	190.73	220	231.25
			2067	200.12	202.97	202.73	198.43	204.19	204.27	203.93	194.21	190.71	212.85	217.04	222.32
			2066	143.23	157.58	156.5	160.51	165.51	164.67	166.71	165.91	170.63	173.9	180.36	177.47
			2065	115.68	118.57	123.8	121.73	120.57	129.25	127.23	128.38	129.35	130.71	131.32	136.75
			2064	104.22	102.72	105.6	103.07	105.17	105.5	108.77	107.93	108.73	109.13	110.4	111.23
			2063	97.63	99.04	101.54	96.28	100.24	106.94	96.68	96.4	120.14	99.8	101.83	100.42
			2062	89.34	89.57	87.5	88.49	89.66	89.89	95.82	89.23	93.64	96.08	91.81	100.96
			2061	85	86	86.07	88.18	88.86	91.15	90	89.23	91.33	97.46	101.89	87.73
			2060	82.08	83.2	81.23	85.5	87.46	87.12	88.38	87.49	95.67	89.18	85.44	89.64
23	Fish Fresh	Kg.	2071	353.82	356.19	380.22	360.61	332.78	338.56	350.53	342.59	354.61	359.89	364.97	360.33
			2070	318.93	319.60	325.19	318.24	326.13	331.52	335.18	339.16	349.52	348.03	343.45	334.49
			2069	268.53	267.18	273.45	271.88	264.17	267.78	262.99	248.26	256.08	275.25	279.72	281.44
			2068	228.91	227.14	226.94	227.23	231.19	229	223.84	236	232.24	211.93	240.17	233.25
			2067	268.53	267.18	273.45	271.88	264.17	267.78	262.99	248.26	256.08	275.25	279.72	281.44
			2066	182.68	188.13	187.32	191.83	192.76	193.83	202.38	214.21	221.09	224.05	220.44	224.26
			2065	148.75	145.58	146.7	140.21	142.56	141.88	149.83	148.7	156.57	159.47	158.15	153.98
			2064	134.65	137.34	138.31	137.89	141.38	135.73	131.67	142.34	144.47	146.87	152	152.01
			2063	133.04	133.7	131.76	121.37	123.46	132.85	127.16	129.17	128.5	131	136.4	137.62
			2062	114.62	113.89	123.64	120.7	121.65	120.58	121.49	126.89	124.53	125.51	122.11	133
			2061	114.59	112.23	111.24	111	109.26	110	111.12	110.04	113.81	118.24	113.16	106.7
			2060	107.37	107.79	105.56	108.46	102.72	102.7	102.97	104.46	106.85	108.79	108.25	108.33
24	Hen Egg	Nos.	2071	13.12	13.65	14.23	13.03	13.62	12.5	12.74	13.15	13.14	12.94	13.33	12.63
			2070	11.18	11.13	10.88	10.77	10.69	10.68	10.96	11.79	12.20	12.23	12.15	12.36
			2069	9.78	9.95	9.86	9.98	10.2	10.29	10.14	11	11.22	10.39	10.08	10.18
			2068	9.56	9.63	9.71	9.65	10.18	10.41	10.26	10.16	9.64	9.59	8.25	10.06
			2067	9.78	9.95	9.86	9.98	10.2	10.29	10.14	11	11.22	10.39	10.08	10.18
			2066	7.51	7.68	7.82	8.1	8.3	8.87	9.12	9.06	9.09	9.65	9.12	9.07
			2065	6.37	6.6	6.58	6.93	6.99	7.26	7.32	7.36	7.26	7.06	7.01	7.27
			2064	5.4	8.72	5.68	8.75	5.88	6.08	6.2	6.27	6.24	6.25	6.37	6.32
			2063	4.86	4.9	5.05	4.91	5.11	5.12	5.37	5.22	5.37	5.35	5.35	5.4
			2062	4.86	4.98	5.16	4.99	4.84	4.87	4.98	5.05	5.03	5.16	5.17	5.19
			2061	4.39	4.46	4.54	4.66	4.61	4.81	4.86	4.78	4.88	4.85	4.56	4.47
			2060	4.39	4.46	4.54	4.66	4.61	4.81	4.86	4.78	4.88	4.85	4.56	4.47

Table No. 2.9

S.No.	Commodities	Units	Year	Baishak	Jestha	Ashad	Shrawan	Bhadra	Aswin	Kartik	Marga	Posh	Magh	Falgun	Chaitra
25	Milk	Kg.	2071	61.64	58.33	60.33	61.41	60.7	59.41	62.14	61.42	63.37	64.32	65.25	64.23
			2070	52.10	52.05	53.05	51.48	52.65	52.88	53.34	53.77	54.25	54.82	55.30	57.32
			2069	50.32	51.14	51.96	50.24	50.46	50.83	49.98	50.4	50.3	51.48	51.73	51.86
			2068	65.98	66.21	65.69	67.62	67.94	68.53	69.38	71.31	70.77	69.49	66.56	67.29
			2067	50.32	51.14	51.96	50.24	50.46	50.83	49.98	50.4	50.3	51.48	51.73	51.86
			2066	38.54	42.1	42.47	36.46	37.47	37.14	39.09	39.3	38.97	39.78	38.3	39.17
			2065	29.74	30.15	30.5	32.13	33.28	33.69	33.39	33.27	32.45	31.83	32	31.8
			2064	25.95	26.65	26.61	27.95	27.76	27.7	28.32	29.03	29.26	29.14	27.99	40.49
			2063	24.58	24.35	25.33	25.26	25.03	24.85	24.65	25	24.57	24.48	25.22	24.86
			2062	22.03	21.88	22.11	23.2	22.6	23.14	23.76	23.6	23.61	23.52	23.3	23.5
			2061	22.01	21.7	22.83	22.91	22.23	22.57	22.22	22.46	22.29	21.68	22.58	23.62
			2060	22.01	21.7	22.83	22.91	22.23	22.57	22.22	22.46	22.29	21.68	22.58	23.62
			26	Sugar	Kg.	2071	77.65	76.23	76.6	74.66	73.65	73.09	73.64	73.56	72.73
2070	77.10	77.02				77.85	76.50	77.68	76.33	77.33	77.22	76.85	75.62	74.73	75.14
2069	70.39	72.33				74.63	77.97	81.59	82	81.05	78.53	78.35	79.68	78.95	77.42
2068	65.98	66.21				65.69	67.62	67.94	68.53	69.38	71.31	70.77	69.49	66.56	67.29
2067	70.39	72.33				74.63	77.97	81.59	82	81.05	78.53	78.35	79.68	78.95	77.42
2066	53.49	54.84				55.99	59.98	63.69	66.52	66.9	69.47	77.28	83.4	80.89	77.52
2065	37.06	36.55				37.84	43.36	46.07	46.02	46.24	44.71	44.81	44.78	45.78	46.18
2064	39.59	37.3				36.79	36.48	36.71	36.19	35.41	34.99	35.26	35.75	35.87	36.22
2063	42.25	42.4				42.56	39.62	42.67	41.75	39.77	41.42	40.84	38.79	39.9	39.84
2062	33.8	35.01				34.62	35.42	36.17	35.8	36.85	38.02	38.93	40.33	39.13	39.39
2061	29.52	29.78				31.7	31.07	30.52	30.85	30.93	30.45	30.49	31.02	33.17	32.44
2060	29.52	29.78				31.7	31.07	30.52	30.85	30.93	30.45	30.49	31.02	33.17	32.44

Source : Agribusiness Promotion and Marketing Development Directorate, Hariharbhawan

Note : 1. Each Price Figures in Annual Average

2. Dash or Blank Indicates Unavailable

Table No. 3.1

NATIONAL WHOLESALE PRICES OF SELECTED AGRICULTURAL COMMODITIES, 2060-2071

S.No.	Commodities	Units	Year	Baishak	Jestha	Ashad	Shrawan	Bhadra	Aswin	Kartik	Marga	Posh	Magh	Falgun	Chaitra
1	Paddy Coarse	Quintal	2071	2106.00	2328.14	2495.10	2446.72	2525.52	2368.30	2336.35	2431.00	2461.40	2481.10	2491.95	2461.33
			2070	2413.64	2245.89	2402.80	2421.45	2481.45	2520.00	2529.00	2252.60	2264.55	2392.67	2480.27	2636.15
			2069	1744.81	1812.63	1812.12	1881.92	1902.31	1960.73	1899.23	1926.5	1945.61	1942.82	1983.39	1992.5
			2068	2063.67	2003.67	2010.06	2005.94	2029.94	2033.95	2041.45	2076.17	2078.17	2041.75	1993.48	1925.57
			2067	1918.28	1956.22	2069.33	2161.1	2167.55	2193.5	2050.25	1912.58	1875.15	3225.12	1964.05	1994.34
			2066	1772.17	1882.22	1841.83	1828.92	1944.67	1915.11	1824.89	1764.1	1777.35	1813.25	1853.55	1853.9
			2065	1671.15	1738.92	1754.03	1861.55	1842.08	1814.82	1601.25	1510.15	1560.8	1592.43	1618.71	1642.61
			2064	1292	1333.06	1363.44	1395.33	1308.67	1444.56	1426.28	1339.22	1440.5	1482.78	1542.6	1556.77
			2063	1215.28	1225.83	1196.44	1156.45	1148.25	1159.09	1095.09	1882.36	1036.5	1102.53	1163.67	1053.75
			2062	1101.43	1184.19	1167.43	1181	1221.57	1188.71	1101.86	1124.5	1084.72	1088.06	1142	1332.5
			2061	840.08	832.17	847.67	828.71	827.64	860.86	797.57	793.36	824.43	839.92	863	870
			2060	870.13	878.88	887.43	898.88	876.63	867.5	793.33	771.17	757.59	786.33	795.64	764.25
			2	Paddy Medium	Quintal	2071	2273.00	2566.43	2387.50	2632.07	2737.83	2485.00	2390.50	3173.00	2627.78
2070	2686.00	2562.50				2795.56	2772.00	2682.60	2786.00	2901.00	2414.44	2486.50	2627.47	2703.00	2805.00
2069	1945.46	2118.04				2043.21	2146.92	2234.04	2328.21	2174.42	2126.5	2134.58	2207.12	2897.92	2919.23
2068	2115	2119.38				2137.81	2134.5	2127.44	2172.81	2207.81	2244.85	2255.78	2233.19	2238.23	2168.54
2067	2076.38	2125.31				2211.25	2330.72	2319.83	2281.33	2158.83	2013.05	1996.32	2035.35	2061.3	2082.23
2066	1963.4	2084.02				1994.21	1890.1	2115.69	2239.81	2159.81	2073.94	2031.83	2078.81	2149.28	2084.78
2065	1708.86	2637.51				1832.5	1973.63	1953.72	2016.33	1730.57	1538.22	1667.5	1694.69	1849.88	1815.19
2064	1485.61	1585				1578.17	1650.94	1713.11	1674.78	1653.11	1598.78	1503.9	1553.44	1600	1629
2063	1304.06	1328.44				1293.59	1259.78	1255.83	1228.33	1223.86	1221.59	1157.16	1274.43	1384.79	1184.38
2062	1138.67	1207.33				1191	1276.08	1307.58	1270.5	1127.92	1142.71	1109.13	1122.56	1186.21	1353.33
2061	962.17	937.17				915.08	956.07	1076.56	1099.69	1076.88	919.36	935.71	963.83	967.2	1017.5
2060	1062.56	1057.81				1069.71	1082.56	1059.19	1078.33	1012.22	1016.38	963.75	1011.42	1012.14	955.75
3	Paddy Fine	Quintal				2071	2885.30	360.00	3152.63	3571.22	3527.17	3509.63	3514.35	3821.28	3566.70
			2070	3770.00	3737.22	3951.58	3908.52	3911.65	3894.18	3914.73	3713.40	3712.09	3909.11	3884.84	4030.10
			2069	2895.96	2986.54	2981.58	3932.31	3265.19	3323.15	3192.31	3177.71	3296.29	3329.61	3474.36	3648.21
			2068	3087.78	3085	3102.87	3139.63	3097.41	3029.63	3019.07	3155.46	3258.52	3234.26	3176.67	3069.22
			2067	3127.83	3183.33	3198.89	3248	3295.95	3368.1	3205.2	3185.7	2990.38	3000.76	2994.67	3085.55
			2066	2885.36	3057.5	3100	3112.5	3137.5	3245	3294.38	3053.94	2964.94	3056.56	3141	3146.39
			2065	2379.88	2436.46	2482.85	2813.43	2823.73	2889.68	2671.88	2522	2528.44	2687.5	2821.43	2900
			2064	2113.71	2132.14	2141.56	2215.14	2200.86	2175.38	2313.94	2110.63	2069.88	2147.13	2152	2224.63
			2063	1960.63	1978.38	1892.81	2006.25	2007.5	1971.5	1905	1941.91	1745.9	1735.9	1792.08	1911.25
			2062	1854.75	1897.08	1945.83	2008.33	2031.67	1998.75	2045.42	1845	1661.25	1752.38	1828.31	1944.75
			2061	1462.75	1506.25	1621.88	1492.5	1605	1594.17	1563.33	1492.5	1462.5	1504.17	1576.1	1683.33
			2060	1531.71	1541.5	1521.64	1467.22	1496.19	1520.83	1366.25	1327.29	1441.64	1433.33	1443.75	1716.67

Table No. 3.2

S.No.	Commodities	Units	Year	Baishak	Jestha	Ashad	Shrawan	Bhadra	Aswin	Kartik	Marga	Posh	Magh	Falgun	Chaitra
4	Rice coarse	Quintal	2071	3365.00	3583.29	3257.60	3670.41	3677.70	3474.20	3541.68	3537.30	3755.10	3754.25	3561.90	3334.86
			2070	3398.33	3431.82	3359.70	5585.58	3477.13	3494.20	3489.21	3434.18	3381.34	3380.93	3409.01	3405.28
			2069	2765.88	2834.03	2897.15	2989.59	3089.27	3069.94	3016.25	2915.35	2973.29	2963.5	3066.53	3069.26
			2068	2990	2963.75	2956.42	3041.83	3094.79	3127.86	3167.5	3187.93	3140.14	3079.79	3028.71	2973
			2067	2644.97	3872.57	2981.67	3060.06	3124.56	3102.09	3096.28	2988.61	2853.15	2912.44	2872.86	2933.08
			2066	2638.72	2621.29	2670.06	2704.25	2730.81	2744.96	2719.35	2633.04	2578.42	2643.01	2593.92	2553.67
			2065	2466.84	2485.24	2477.38	2672.33	2660.93	2638.48	2520.58	2394.46	2420.23	3100.38	2458.73	2416.92
			2064	1882.82	1890.36	1957.05	2032.14	2071.73	2093.14	2186.77	2082.05	2145.5	2317.73	2269.09	2390.91
			2063	1777.96	1777.32	1773.04	1803	1775	1787.17	1823.33	1859.67	1745.35	1757.96	1744.36	1753.75
			2062	1638.41	1668.18	1654.08	1690.96	1686.65	1680.46	1668.69	1611.31	1613.75	1640.92	1682.29	1733.33
			2061	1453.23	1465.68	1477.05	1463.33	1520.21	1484.42	1467.58	1436.59	1427	1446.25	1522.5	1533
			2060	1479	1592.15	1697.36	1611.14	1535.8	1531.64	1485.36	1471.82	1360.04	1432.65	1408.55	1513.56
5	Rice Medium	Quintal	2071	4336.60	4683.33	4559.60	4589.80	4682.50	4492.03	4726.59	4560.80	4411.70	4395.70	4634.20	4825.29
			2070	4405.97	4589.09	4551.97	4533.71	4529.77	4544.24	4517.21	4498.79	4465.97	4401.96	4122.74	4536.67
			2069	3586.68	3645.5	3698.94	3773.35	3866.33	3879.38	3859.78	3756.35	3734.82	3796.59	3871.76	3872.59
			2068	3743.13	3783.33	3838.33	3878.75	3877.6	3853.78	3886.99	3952.22	3893.87	3848.87	3833.21	3738
			2067	3535.69	3594.79	3753.68	3893.01	3925.33	3870.23	3836.96	3755.06	3566.37	3510.82	3599.64	3614.42
			2066	3187.44	3311.75	3436.41	3508.42	3700.46	3651.62	3713.19	3524.57	3476.5	3416.99	3365.46	3315.29
			2065	2999.88	3011.4	3036.13	3233.57	3323.92	3373.33	3237.07	3183.05	3105.38	3137.58	3216.73	3162.19
			2064	2357.09	2384.08	2508.52	2507.55	2526.91	2642.18	2615.73	2652.36	2701.45	2830.23	2835.68	2957.73
			2063	2252.69	2228.21	2182.86	2219.17	2189.64	2236	2246.83	2302.83	2230.94	2257.63	2149.29	2312.5
			2062	2015.75	2053.25	2123.65	2120.77	2166.15	2136.92	2086.73	2094.42	2051.04	2075.63	2112.83	2151
			2061	1802.75	1778.75	1805.75	1879.71	1946.63	1929.58	1929.58	1801.67	1730.23	1787.5	1915.5	1845.83
			2060	1930.38	1957.29	1938.04	1894.43	1950.86	1954.23	1895.62	1844.62	1775.54	1864.4	1758.59	1840
6	Rice Fine	Quintal	2071	6547.00	7280.83	6623.60	7154.55	6463.30	7496.83	7444.30	7536.83	7172.60	7117.45	7853.30	7546.14
			2070	7446.94	7163.64	7874.70	7483.65	7533.87	7528.91	7553.39	7790.00	7546.62	7707.46	7625.12	7758.33
			2069	5857.65	5940.97	6031.18	6201.79	6401.34	6362.85	6248.06	6123.24	6122.94	6068.94	6249	6378.71
			2068	6213.33	6213.33	6222.67	6259.75	6221.46	6044.25	6127.11	6163.82	6000.68	5919.21	6042.07	6018
			2067	5925.74	6048.13	6007.15	6198.14	6261.79	6060.03	6126.18	6200	6054.82	5989.76	6012.98	6143.08
			2066	5148.75	5291.79	5340.92	5664.38	5618.46	5833.67	5925	5652.89	5666.89	5721.8	5804.08	5844.42
			2065	4504.95	4674.31	4649.59	4645.16	4728.55	4802.39	4762.21	4871.42	4909.46	4960.04	5023.67	5001.42
			2064	4019.45	3982.27	4004.14	4130.05	4206.55	4218.68	4211.32	4037.68	3656.05	4162.05	4153.18	4277.27
			2063	3545.77	3593.39	3609.46	3672.83	3661.07	3745.71	3734.33	3666	3746.15	3822.71	3560.36	3446.25
			2062	3117.13	3326.25	3259.62	3297.12	3191.15	3302.73	3314.27	3333.27	3188.33	3317.08	3466.46	3333.33
			2061	2917	2871.75	2824.5	2809.77	2847.73	2894.55	2925	2847.73	2923	2960.5	3100	2827.08
			2060	3135.58	3142.08	3121.21	2838.04	2793.68	2927.15	2792.69	2868.65	2890	2953.5	2804.32	3096.28

Table No. 3.3

S.No.	Commodities	Units	Year	Baishak	Jestha	Ashad	Shrawan	Bhadra	Aswin	Kartik	Marga	Posh	Magh	Falgun	Chaitra
7	Wheat	Quintal	2071	2483.75	2596.00	2862.00	2616.94	2610.00	2772.10	2912.22	6618.06	2850.63	2846.67	2856.67	2697.92
			2070	2717.41	2831.25	2902.08	2705.56	3130.40	3125.40	2950.00	3062.50	3081.25	3071.43	3089.29	3037.50
			2069	2064.07	2078.21	2101.14	2168.71	2253.74	2340.61	2338.86	2336.62	2346.07	2420.2	2495.83	2472.77
			2068	2280	2280.83	2258.61	2235.28	2235.83	2256.86	2225.73	2215.14	2225.45	2212.5	2184.77	2180.23
			2067	2171.36	2214.47	2288.86	2327.29	2381.61	2396.71	2409.82	2598.67	2590.58	2558	2591.33	2391.11
			2066	1807.08	1838.33	1877.17	1944.5	1960.15	1957.35	2006.2	2077.6	2130.09	2279.53	2247.05	2234.55
			2065	1940.07	1966.11	2104.39	2071.07	2070.32	2019.84	2052.5	2074.43	2119.45	2114.5	2775	2060
			2064	1667.2	2371.45	1643.65	1697.3	1736.05	1819.4	1857.35	1827.6	1847.8	1889.4	1923.94	1973.44
			2063	2825.65	2213.35	1498.35	1626.64	1664.58	1710.31	1748.23	1761.98	1639.38	1699.38	1723.75	1500
			2062	1177.56	1235.83	1249.44	1241.89	1424.03	1242.17	1302.38	1351.5	1417.36	1478.21	1499.43	1660
			2061	1064.56	1100.38	1112.81	1066.78	1076.67	1113.56	1143.17	1250.11	1281.94	1356.56	1325.36	1366.67
			2060	1037.67	1058.25	1075.88	1070.46	1092.43	1101.86	1117.73	1245.83	1149.3	1085.36	1183.13	1212.4
			8	Wheat Flour	Quintal	2071	3450.30	3062.83	3548.40	3595.17	3696.32	3444.50	3728.18	7153.85	5317.91
2070	3345.45	3487.00				3586.20	3467.08	3526.17	3528.67	3585.83	3639.82	3569.83	3624.00	3736.50	3729.17
2069	2875.66	2858.94				2819.66	3526.91	2877.91	2841.16	2823.77	2759.5	2784.5	2912.41	3020.75	3086.13
2068	3093.75	3054.17				3045.83	3009.58	3000.83	3035.77	3033.96	3035.23	3040.23	3047.65	3030.46	2972.65
2067	2718.61	2725.75				2778.78	2811.22	2895.87	2894.82	2850.21	2928.33	2907.2	2916.9	3018.75	3084.62
2066	2452.31	2347.62				2488.22	2531.81	2580.85	2501.69	2438.96	2410.36	2534.04	3370.96	2618.48	2723.15
2065	2403.19	2284.76				2350.48	2325.93	2357	2296.47	2314.57	2355.85	2373.19	2389.73	2422.92	2383.19
2064	2195.2	2065				2002.65	2075.55	2086.25	2118.5	3163.25	2182.55	2263.5	2321.14	2372.73	2389.09
2063	1885.96	1930.54				1904.29	1902.33	1935	2009	2059.27	2913.67	2009.62	2104.58	2207.14	1875
2062	1638.75	1702.08				1689.62	1688.46	1711.35	1675.96	1655.38	1717.88	1742.92	1759.63	1761.67	1875
2061	1501.82	1542.32				1500.82	1511.96	1523.33	1523.96	1552.71	1615.42	1611.09	1672.73	1662.5	1737.5
2060	1550.04	1499.08				1500.25	1489.13	1516.43	1548.79	1492.93	1505.21	1508.14	1550.4	1557.96	1585.06
9	Maize	Quintal				2071	3359.25	3034.00	3050.00	2670.45	3775.00	2717.41	2785.95	3405.00	2461.36
			2070	3470.00	2515.00	2516.25	2698.75	2677.50	2639.38	2925.56	2747.50	2961.11	2431.11	2492.22	2496.67
			2069	1984.73	1978.35	1974.15	2032	2145.19	2130.35	2146	2139.58	2192.14	2240	2291.07	2278.57
			2068	2162.6	2105.6	2060.1	2034.1	2033.93	2008	1993.11	2016.44	2021.21	2002.67	1985.64	1977.68
			2067	1927.25	1930.75	1939	1888.25	1869.25	1909.5	1959.72	2022.89	2044.56	2013.6	2036.45	2052.59
			2066	1655.92	1640.42	1636.92	1621.5	1614.3	1687.2	1702.5	1766.83	1805.68	1881.82	1975.5	1977.25
			2065	1812.6	1609.23	1595.58	1660.54	1772.7	1705.95	1711.75	1710.06	1698	1732.94	1789.11	1778
			2064	1364	1315.75	1717.89	1392.78	1383.83	1736	1358.22	1383.75	1412.72	1428.83	1462.59	1486.11
			2063	1193.75	1115.71	1307.56	1187.73	1234.25	1200.68	1214.17	1320	1272.5	1258.5	1258.96	1220.63
			2062	1065	1103.38	1160.71	1091.25	1338.57	1331.63	1314.61	1496	1370.63	1447.88	1506.25	1611.25
			2061	1153.57	1009.36	942.93	1008.75	1010.94	953.81	989.06	1544.38	1018.75	1100	1098.21	1058.33
			2060	967	967.25	966.13	911.11	918.39	897.06	901.5	897.19	928.45	972	1074.67	962

Table No. 3.4

S.No.	Commodities	Units	Year	Baishak	Jestha	Ashad	Shrawan	Bhadra	Aswin	Kartik	Marga	Posh	Magh	Falgun	Chaitra
10	Black Gram (Broken)	Quintal	2071	10618.70	11028.83	11792.50	11426.08	11465.70	11879.67	12178.88	11671.65	12143.95	11999.23	12329.36	11816.38
			2070	10098.06	10096.36	10236.36	10119.23	10081.85	9892.62	10201.92	10172.92	9840.38	10396.77	10424.62	10796.15
			2069	9670.56	9198.72	11524.95	9320.04	9391.6	11761.58	10008.44	9484.51	10129.47	10005.59	10110.59	10173.03
			2068	10137.71	10120	10130.42	10113.75	10097.08	9969.5	9802	9936.64	9993.61	9864.75	9757.07	9692.25
			2067	9760.14	9797.99	9889.1	10569.94	10765.87	10941.09	10981.86	10598.57	17145.71	10551.49	10322.86	10164.42
			2066	7415.42	10779.92	7753.88	8053.38	8238.77	8637.35	8603.31	8905	9403.21	9640.71	9886.54	10009.17
			2065	6617.5	6483.43	6648.93	6837.7	7054.14	7066.22	6990.57	7020.15	7107.38	7075.77	7027.31	7287.88
			2064	7152.05	7005.68	6935.45	6189.64	6939.57	6851.45	6854.73	6707.5	6664.27	6685.91	6771.82	6666.82
			2063	6025.42	6196.79	6550.36	6720	7007.86	7112.67	7188.67	7011.67	6869.81	7026.46	6335.71	6112.5
			2062	4164.58	4368.75	4276.92	4246.63	4413.08	4535.23	4763.85	4712.5	4969.58	5067.5	5159.17	5099.17
			2061	4079.55	4043.18	3840.91	3946.46	3949.17	3880.83	4060.83	3992.08	4056.82	4009.09	4087.5	4075
			2060	4342.04	4465	4393.92	4198.68	4215.71	4236.65	4001.77	3908.27	3808.46	3957.5	4026.82	4108.75
			11	Pegion Pea	Quintal	2071	12233.30	12792.86	12536.00	12468.42	12539.64	12151.50	12468.92	12924.64	12789.73
2070	11999.31	11781.82				12151.52	11030.77	10825.69	10964.92	11023.08	10987.50	11032.31	11048.46	11265.38	11334.62
2069	10843.18	10608.62				10720.47	11272.53	11412.6	11358	11317.56	11415.12	11507.53	11472.35	11454.71	11426.71
2068	10544.17	10977.5				11272.92	11155.83	11176.67	10898.93	10628.57	10648.57	10602.31	10721.54	10660.71	10685.71
2067	12012.08	11833.06				12082.29	11952.88	11996.51	11603.72	11743.33	11791.55	15637.2	11450.71	11441.43	11125
2066	9131.54	9926.19				10163.46	11091.35	11316.38	12213.23	12020.54	12428	12876.57	12757.71	12683.46	12394.17
2065	7138.96	7068.29				7204.64	7520.93	7824.97	8035.34	7977.29	8000.35	8048.23	8029.77	7977.85	8337.46
2064	5909.77	8465.91				6169	6680.18	6290.14	6979.64	6940.77	6870.5	6659.27	6938.41	7164.09	7060
2063	5603.85	5301.43				5236.43	5588	5594.23	5719.64	5645.36	5617	5599.23	5596.25	5348.21	5693.75
2062	5075	5104.17				5069.23	5218.46	5228.33	5217.5	5185	5180.38	5191.25	5197.08	5335	5282.5
2061	4904.09	5136.36				5133.64	4870.83	4953.13	4980.83	5018.33	5120.83	4995.23	4842.27	4829	5004.17
2060	4677.25	4721.35				4686.75	4325.63	4638.87	4625	4643.07	4645.61	4580.18	4689	4655.83	4710.83
12	Moong Broken	Quintal				2071	17053.33	15910.00	14888.00	15471.82	14890.00	15304.82	15497.25	15493.45	15515.00
			2070	13233.64	12870.00	12100.00	13016.67	12929.50	11943.67	12480.83	12520.00	12320.00	12740.00	13697.50	13385.00
			2069	11830	11900	11886.67	12074.43	12219.97	12143.33	12301.13	12387.8	12364.47	12253.33	12396.67	12340.63
			2068	12762.5	12645	12630	12436.67	12461.67	12658.57	12603.57	12493.93	12445	12477.14	12223.57	12130.71
			2067	13768.18	14259.09	14673.64	14640	14342.5	14361.67	14250	13676.92	13554.62	13203.85	12919.23	12923.08
			2066	8514.09	9193.64	9390.91	9315.91	9901.67	10271.67	10759.17	11675	12689.23	12550.77	12817.69	12953.33
			2065	7562.09	7352.58	7577.5	7777.08	7898.27	7936.13	7853.96	7878.92	7635.21	7651.82	7440.83	8139.17
			2064	7129.35	7481.5	7350.25	7006.77	7503.59	7514.77	7597.45	7305.45	6984.73	7360.45	7453	7374
			2063	6780	7040.91	7054.55	7405.38	7320.77	7182.86	7198.21	7388.46	7174.68	7250.14	6647.86	6375
			2062	5295	5439.09	5369.17	5473.13	5685.23	5522.73	5584	5557.73	5663	5672	5909	6214
			2061	4646.75	4724.32	4787.05	5001.25	5119.58	5190.83	4694.55	4883.33	4972.73	4870	4972.5	4925
			2060	5380	5396	5391.36	5371.75	5401.93	5303.19	5387.69	5444.58	5418.88	5569.78	5456.67	5661.67

Table No. 3.5

S.No.	Commodities	Units	Year	Baishak	Jestha	Ashad	Shrawan	Bhadra	Aswin	Kartik	Marga	Posh	Magh	Falgun	Chaitra
13	Lentil Broken	Quintal	2071	9934.00	10931.43	10132.60	10556.67	10617.55	10669.36	11585.79	12038.32	12296.64	12521.50	11925.55	11201.88
			2070	9576.39	9165.45	9721.21	9963.85	16669.54	9686.92	9263.08	10008.33	10030.77	9378.46	10053.85	10088.46
			2069	8265.74	8400.97	8523.5	8791.4	9086.8	9104.03	9220	9166.88	9381	9632.35	9565.88	9144.03
			2068	8230.83	8093.33	7974.58	7901.67	7810	8039.79	8103.36	8152.29	8259.79	8291.93	8051.93	8048.93
			2067	9286.67	9254.93	9121.46	9100.58	9239.85	8887.82	8830.51	8805.48	8772.92	8693.69	8786.55	8282.31
			2066	8912.69	8980.77	9025	10097.69	9908.46	10183.31	10244.08	10133.79	10118.79	10162.86	9946.15	13035.83
			2065	6736.29	6774.71	7202.79	7775.87	8148.38	8496.54	8548.71	8643.81	8521.31	8614	8549	8331.79
			2064	5181.5	5340.91	5467.41	5800.45	5794.68	6044.09	6033.77	6110.86	6195.3	6188.18	6310	6407.27
			2063	4556.67	4570.19	4620.19	4550	4525	4512.5	4439.29	4490.36	4444.14	4476.18	4515.71	4675
			2062	4065.45	4070	4114.17	3790	4063.54	4097.08	4144.17	4105.83	4202.73	4099.77	4132.5	4019
			2061	3900	3882.36	3830.36	3769.17	3852.08	3855.83	3811.67	4004.17	4024.32	4018.18	4157.5	4147.5
			2060	3637.88	3661.54	3633.61	3805.37	3865.86	3881.65	3758.54	3725.25	3684.29	3862.23	3792.92	3876.11
			14	Soyabean	Quintal	2071	8778.70	8460.50	7920.60	8087.50	8213.64	8581.36	10802.50	7895.45	7636.36
2070	8403.89	8290.91				8068.52	8033.64	7961.82	8039.09	8333.08	8269.17	8091.54	8217.78	8043.67	8125.28
2069	6630	6658.24				6776.71	6883.83	7174.97	7263.5	7467.47	7420.35	7498.59	7401.53	7469.18	7537.53
2068	6424.17	6428.33				6388.75	6407.5	6345	6320.36	6427.86	6522.5	6634.29	6748.21	6745.71	6660
2067	6044.24	6085.08				6094.02	6190.35	6175.11	6195.56	6284.74	5990.24	6137.38	6002.62	6070.12	6234.23
2066	5761.31	5822.85				5809.77	6049	6129.77	6215.58	5765.58	5589.77	5859	5975	6084.62	6191.67
2065	4574.58	4677.31				4983.08	5017.37	5328.65	5739.81	5589.79	5497.31	5338.23	5353.62	5383.62	5251.31
2064	2771	2990				3059.45	3219.25	3048.2	4431.95	3203.27	3183.45	3318.77	3527.95	3642.32	3708.27
2063	3051.82	2942.92				3052.5	3061.54	3142.31	3120	3117.5	3020	3073.64	3117.95	3116.67	3275
2062	2947.78	3058.89				3108	3044	3160	2947.27	3036.82	3067.73	3043.5	3028	3080	2921
2061	2856.88	2518.75				2869.38	2911.67	2985	3006.88	3053.75	2997.22	2941.67	2987.5	3032.14	2875
2060	3113.8	3042.19				2879.17	2988.18	3023.15	3031.28	2824.3	2816.11	2726.1	2834	2832.86	2876
15	Mustard Oil	Lit.				2071	170.80	167.00	165.30	164.80	162.09	167.35	167.50	166.28	167.41
			2070	165.04	164.04	167.77	166.83	166.32	165.84	165.85	167.96	167.20	167.05	166.15	166.67
			2069	146.81	152.91	156.38	160.08	166.09	165.26	170.63	167.94	170.18	169.38	171.35	171.15
			2068	128.58	129.17	129.58	128.88	127.54	130.36	131	132.38	133.77	136.11	137.04	136.29
			2067	119.33	118.98	119.32	114.86	119.37	110.95	114.94	104.18	104.15	104.3	144.94	189.42
			2066	121.64	119.52	122.12	119.81	119.3	123.69	120.19	562.5	968.68	988.61	1112.23	1192.08
			2065	125.16	125.59	128.57	133.29	134.28	135.17	179.68	130.8	131.54	131.62	128.34	129.92
			2064	95.5	91.68	96.22	96.5	97.67	97.93	141.18	261.15	101.24	108.35	114.77	120.82
			2063	88.22	354.05	643.81	643.42	681.83	594.39	596.07	743.38	764.67	856.45	1576.42	4547.5
			2062	88.02	86.81	695.3	693.99	748.75	84.8	84.28	85.05	83.35	83.6	82.23	88.13
			2061	94.9	94.22	93.54	91.98	90.75	90.37	90.46	88.67	88.92	89.35	88.5	88.5
			2060	92.47	93.48	94.36	92.99	91.56	91.81	90.76	89.84	90.64	93.61	93.64	94

Table No. 3.6

S.No.	Commodities	Units	Year	Baishak	Jestha	Ashad	Shrawan	Bhadra	Aswin	Kartik	Marga	Posh	Magh	Falgun	Chaitra
16	Soyabean Oil	Lit.	2071	141.80	139.07	129.90	133.43	136.29	138.57	139.71	150.75	167.24	167.05	138.78	136.21
			2070	137.37	137.01	137.85	137.87	225.33	136.32	136.29	136.90	136.69	135.65	135.22	135.54
			2069	127.38	128.32	129.21	133.16	135.41	137.02	138.84	134.91	135.47	136.15	138.18	138.85
			2068	107.55	107.86	108	110.55	110.68	112.38	113.43	113.3	113.88	113.79	114.71	116.03
			2067	76.92	81.84	79.52	75.99	79.64	79.62	80.03	77.25	84.32	91.51	85.55	99.84
			2066	101.43	101.6	101.2	101.68	100.6	99.25	89.96	729	730.54	743.62	866.05	855.64
			2065	115.07	521.68	147.24	117.51	122.55	118.3	115.07	111.52	116.01	112.73	109.31	107.73
			2064	84.48	83.66	82.6	80.67	80.35	83.18	82.96	85.35	89	96.31	101.9	110.23
			2063	67.85	69.75	608.29	782.46	591.04	515.73	548.75	732.67	1156.35	1534.77	2438.79	4537.5
			2062	69.38	68.25	627.73	625.56	541.06	63.23	63.18	64.77	64.31	63.24	64.76	66.82
			2061	79.31	111.44	76.63	71.11	69.92	68.08	69.22	68.46	70.12	68.36	69.2	71.83
			2060	73.52	73.94	73.81	72.48	71.42	71.27	69.78	69.82	68.86	68.92	71.03	70.58

Source : Agribusiness Promotion and Marketing Development Directorate, Hariharbhawan

Note : 1. Each Price Figures in Annual Average

2. Dash or Blank Indicates Unavailable

Table No. 4.1

NATIONAL RETAIL PRICES OF SELECTED AGRICULTURAL COMMODITIES AND ITS CHANGE, 2070-2071

S.No.	Commodities	Units	Year	Baishak	Jestha	Ashad	Shrawan	Bhadra	Aswin	Kartik	Marga	Posh	Magh	Falgun	Chaitra
1	Rice coarse	Kg.	2071	42.33	43.21	44.80	42.68	43.10	41.95	42.79	42.85	41.77	42.39	42.46	43.58
			2070	37.19	37.29	37.93	39.25	39.63	39.78	55.38	40.27	39.80	39.70	39.84	40.34
			% change	13.81	15.86	18.11	8.74	8.75	5.45	-22.74	6.41	4.96	6.78	6.59	8.02
2	Rice Medium	Kg.	2071	53.38	55.48	56.88	54.85	54.73	53.89	54.75	54.48	52.43	52.84	55.29	56.52
			2070	48.41	48.69	50.50	51.80	51.50	52.01	51.98	51.92	52.64	51.75	52.08	52.40
			% change	10.27	13.96	12.63	5.87	6.27	3.60	5.33	4.93	-0.39	2.11	6.16	7.88
3	Rice Fine	Kg.	2071	77.05	87.59	85.76	88.84	77.95	87.36	85.51	85.53	83.29	84.53	84.11	85.43
			2070	75.65	76.64	77.54	78.44	77.78	79.13	79.05	80.14	80.43	80.03	82.20	80.99
			% change	1.84	14.29	10.60	13.27	0.22	10.41	8.17	6.73	3.56	5.62	2.32	5.49
4	Flattened Rice Local	Kg.	2071	58.02	55.44	57.92	59.03	58.03	61.75	62.30	61.25	60.74	63.37	63.51	65.51
			2070	50.66	51.40	51.25	52.22	53.31	53.37	53.26	54.26	53.73	53.54	54.45	56.14
			% change	14.53	7.86	13.02	13.05	8.86	15.70	16.98	12.86	13.06	18.37	16.63	16.69
5	Wheat Flour	Kg.	2071	45.64	45.32	46.39	43.46	43.44	43.44	44.36	44.07	43.37	45.31	45.91	44.72
			2070	41.30	41.99	42.39	41.67	41.75	42.28	42.62	43.02	43.20	43.56	44.22	43.76
			% change	10.50	7.94	9.44	4.31	4.06	2.75	4.09	2.45	0.40	4.01	3.83	2.21
6	Black Gram (Broken)	Kg.	2071	124.75	125.55	125.27	125.19	123.13	131.50	131.64	130.53	130.31	126.36	138.87	135.41
			2070	113.71	114.08	112.95	114.09	115.47	115.94	115.89	117.37	118.27	118.91	119.06	120.46
			% change	9.71	10.06	10.91	9.72	6.64	13.42	13.59	11.21	10.17	6.26	16.64	12.41
7	Pigeon Pea	Kg.	2071	136.33	139.89	138.78	133.36	129.24	142.14	141.70	140.23	140.35	141.20	146.58	142.61
			2070	129.85	130.27	132.36	130.90	131.17	131.97	131.64	129.48	131.25	131.94	132.93	133.67
			% change	4.99	7.39	4.85	1.88	-1.48	7.70	7.64	8.30	6.94	7.02	10.28	6.69
8	Moong Broken	Kg.	2071	164.15	166.48	164.28	159.02	150.57	168.91	167.50	169.68	167.11	166.38	170.50	171.23
			2070	150.07	149.61	145.71	145.21	146.51	144.65	146.57	145.47	144.82	149.60	151.38	155.75
			% change	9.38	11.27	12.74	9.52	2.77	16.77	14.28	16.64	15.39	11.22	12.63	9.94
9	Lentil Broken	Kg.	2071	123.90	120.05	118.11	118.95	116.73	121.56	125.67	126.11	127.37	131.36	130.43	127.29
			2070	107.98	109.15	107.70	109.03	112.41	113.04	113.93	113.04	112.71	113.56	114.10	114.95
			% change	14.74	9.98	9.66	9.10	3.84	7.53	10.31	11.57	13.01	15.68	14.32	10.74
10	Soyabean	Kg.	2071	82.78	87.32	94.12	86.84	88.00	86.62	84.22	83.19	82.43	84.68	80.77	80.90
			2070	85.14	84.44	83.97	86.25	88.59	89.05	89.44	89.82	86.54	87.15	88.39	88.77
			% change	-2.773	3.402	12.097	0.680	-0.669	-2.735	-5.831	-7.373	-4.742	-2.836	-8.616	-8.867

Table No. 4.2

S.No.	Commodities	Units	Year	Baishak	Jestha	Ashad	Shrawan	Bhadra	Aswin	Kartik	Marga	Posh	Magh	Falgun	Chaitra
11	Chick Pea Big	Kg.	2071	96.39	96.87	95.78	96.64	95.56	96.98	96.63	95.92	94.77	96.20	99.67	89.71
			2070	103.54	102.39	100.12	97.69	100.59	97.73	97.27	100.08	99.48	97.63	99.14	100.42
			% change	-6.90	-5.39	-4.33	-1.08	-4.99	-0.77	-0.66	-4.16	-4.74	-1.46	0.53	-10.66
12	Chick Pea Small	Kg.	2071	95.93	87.14	89.16	86.09	84.36	86.51	86.35	90.98	88.95	88.22	90.28	83.07
			2070	94.10	92.79	92.07	92.87	94.30	91.49	91.28	91.79	91.15	88.83	90.68	89.67
			% change	1.95	-6.09	-3.17	-7.30	-10.54	-5.44	-5.39	-0.88	-2.41	-0.69	-0.44	-7.37
13	Pea Big	Kg.	2071	79.78	83.88	85.74	88.99	87.97	88.92	87.86	85.37	87.36	89.01	86.91	78.60
			2070	80.64	80.20	79.59	80.67	88.57	84.44	84.42	84.59	84.98	82.49	83.86	83.70
			% change	-1.06	4.58	7.73	10.31	-0.67	5.31	4.08	0.93	2.79	7.91	3.64	-6.09
14	Pea Small	Kg.	2071	81.75	90.78	89.00	85.82	84.86	85.40	83.94	84.40	87.41	89.30	90.40	77.71
			2070	82.04	77.41	81.41	82.01	90.16	84.89	86.22	85.45	84.86	84.31	90.44	84.93
			% change	-0.36	17.27	9.32	4.64	-5.88	0.60	-2.65	-1.24	3.01	5.92	-0.03	-8.51
15	Mustard Oil	Lit.	2071	172.84	171.11	170.34	172.71	174.08	176.84	173.24	170.94	169.19	173.94	176.66	176.15
			2070	174.49	170.98	173.90	174.23	176.18	175.95	177.38	178.23	174.94	171.93	169.50	173.05
			% change	-0.95	0.07	-2.05	-0.87	-1.19	0.51	-2.33	-4.09	-3.29	1.17	4.22	1.79
16	Soyabean Oil	Lit.	2071	144.34	144.21	145.52	142.63	145.27	146.77	144.70	145.90	151.62	152.29	149.14	147.06
			2070	146.47	145.15	145.81	144.79	144.22	146.73	146.91	148.76	146.11	145.65	155.54	146.64
			% change	-1.46	-0.65	-0.20	-1.49	0.73	0.03	-1.50	-1.93	3.77	4.56	-4.11	0.28
17	Ghee	Kg.	2071	662.00	682.92	692.94	707.29	678.06	724.84	695.44	695.69	698.24	705.59	700.67	696.82
			2070	630.90	628.45	618.74	615.75	630.87	621.39	651.69	664.53	665.11	669.75	661.68	675.00
			% change	4.93	8.67	11.99	14.87	7.48	16.65	6.71	4.69	4.98	5.35	5.89	3.23
18	Vegetable Ghee	Kg.	2071	135.04	139.28	140.16	137.56	135.99	134.24	136.06	140.99	137.57	135.61	134.24	127.53
			2070	131.78	132.69	132.55	136.67	134.52	137.63	141.80	144.03	137.58	136.15	140.45	135.63
			% change	2.48	4.97	5.74	0.66	1.09	-2.47	-4.05	-2.11	-0.01	-0.40	-4.42	-5.97
19	Chicken	Kg.	2071	364.55	349.31	361.39	351.28	327.94	322.71	322.47	320.81	319.56	325.06	341.20	345.33
			2070	311.33	301.62	306.33	292.86	307.16	306.44	325.91	340.68	336.83	332.93	326.99	329.86
			% change	17.09	15.81	17.98	19.95	6.77	5.31	-1.06	-5.83	-5.13	-2.36	4.34	4.69
20	Mutton	Kg.	2071	560.64	583.85	595.56	608.89	594.21	617.76	609.28	607.89	616.36	621.22	618.33	632.92
			2070	535.29	540.05	534.30	536.68	548.13	558.51	572.06	578.73	585.24	578.87	582.38	576.90
			% change	4.74	8.11	11.46	13.45	8.41	10.61	6.51	5.04	5.32	7.32	6.17	9.71
21	Buff	Kg.	2071	276.00	270.22	304.17	280.00	265.53	289.08	304.93	296.43	289.42	289.46	291.63	299.55
			2070	245.64	246.31	242.51	249.09	253.34	258.45	258.42	265.09	265.13	266.47	272.47	270.80
			% change	12.36	9.71	25.42	12.41	4.81	11.85	18.00	11.82	9.16	8.63	7.03	10.62

Table No. 4.3

S.No.	Commodities	Units	Year	Baishak	Jestha	Ashad	Shrawan	Bhadra	Aswin	Kartik	Marga	Posh	Magh	Falgun	Chaitra
22	Pork	Kg.	2071	286.42	280.29	296.40	271.82	251.33	276.67	276.67	279.09	282.92	283.25	282.29	293.20
			2070	231.58	232.15	234.69	238.45	241.33	249.19	249.52	253.10	255.00	256.79	268.21	270.00
			% change	23.68	20.73	26.29	13.99	4.14	11.03	10.88	10.27	10.95	10.31	5.25	8.59
			2071	353.82	356.19	380.22	360.61	332.78	338.56	350.53	342.59	354.61	359.89	364.97	360.33
23	Fish Fresh	Kg.	2070	318.93	319.60	325.19	318.24	326.13	331.52	335.18	339.16	349.52	348.03	343.45	334.49
			% change	10.94	11.45	16.92	13.32	2.04	2.13	4.58	1.01	1.46	3.41	6.27	7.73
			2071	13.12	13.65	14.23	13.03	13.62	12.50	12.74	13.15	13.14	12.94	13.33	12.63
			2070	11.18	11.13	10.88	10.77	10.69	10.68	10.96	11.79	12.20	12.23	12.15	12.36
24	Hen Egg	Nos.	% change	17.35	22.60	30.73	20.90	27.42	17.05	16.22	11.52	7.70	5.87	9.72	2.16
			2071	61.64	58.33	60.33	61.41	60.70	59.41	62.14	61.42	63.37	64.32	65.25	64.23
			2070	52.10	52.05	53.05	51.48	52.65	52.88	53.34	53.77	54.25	54.82	55.30	57.32
			% change	18.31	12.08	13.73	19.29	15.28	12.35	16.49	14.23	16.82	17.33	18.00	12.06
25	Milk	Lit.	2071	77.65	76.23	76.60	74.66	73.65	73.09	73.64	73.56	72.73	70.69	73.83	72.33
			2070	77.10	77.02	77.85	76.50	77.68	76.33	77.33	77.22	76.85	75.62	74.73	75.14
			% change	0.71	-1.02	-1.61	-2.40	-5.20	-4.24	-4.77	-4.74	-5.37	-6.51	-1.19	-3.74
			2071	77.65	76.23	76.60	74.66	73.65	73.09	73.64	73.56	72.73	70.69	73.83	72.33
26	Sugar	Kg.	2070	77.10	77.02	77.85	76.50	77.68	76.33	77.33	77.22	76.85	75.62	74.73	75.14
			% change	0.71	-1.02	-1.61	-2.40	-5.20	-4.24	-4.77	-4.74	-5.37	-6.51	-1.19	-3.74
			2071	77.65	76.23	76.60	74.66	73.65	73.09	73.64	73.56	72.73	70.69	73.83	72.33
			2070	77.10	77.02	77.85	76.50	77.68	76.33	77.33	77.22	76.85	75.62	74.73	75.14

Source : Agribusiness Promotion and Marketing Development Directorate, Hariharbhawan

Table No. 5.1

NATIONAL WHOLESALE PRICES OF SOME AGRICULTURAL COMMODITIES AND ITS CHANGE, 2070-2071

S.No.	Commodities	Units	Year	Baishak	Jestha	Ashad	Shrawan	Bhadra	Aswin	Kartik	Marga	Posh	Magh	Falgun	Chaitra
1	Paddy Coarse	Quintal	2071	2106.00	2328.14	2495.10	2446.72	2525.52	2368.30	2336.35	2431.00	2461.40	2481.10	2491.95	2461.33
			2070	2413.64	2245.89	2402.80	2421.45	2481.45	2520.00	2529.00	2252.60	2264.55	2392.67	2480.27	2636.15
			% change	-12.75	3.66	3.84	1.04	1.78	-6.02	-7.62	7.92	8.69	3.70	0.47	-6.63
2	Paddy Medium	Quintal	2071	2273.00	2566.43	2387.50	2632.07	2737.83	2485.00	2390.50	3173.00	2627.78	2527.22	2602.41	2413.33
			2070	2686.00	2562.50	2795.56	2772.00	2682.60	2786.00	2901.00	2414.44	2486.50	2627.47	2703.00	2805.00
			% change	-15.38	0.15	-14.60	-5.05	2.06	-10.80	-17.60	31.42	5.68	-3.82	-3.72	-13.96
3	Paddy Fine	Quintal	2071	2885.30	3360.00	3152.63	3571.22	3527.17	3509.63	3514.35	3821.28	3566.70	3568.35	3651.00	3558.33
			2070	3770.00	3737.22	3951.58	3908.52	3911.65	3894.18	3914.73	3713.40	3712.09	3909.11	3884.84	4030.10
			% change	-23.47	-10.09	-20.22	-8.63	-9.83	-9.87	-10.23	2.91	-3.92	-8.72	-6.02	-11.71
4	Rice coarse	Quintal	2071	3365.00	3583.29	3257.60	3570.41	3677.70	3474.20	3541.68	3537.30	3755.10	3754.25	3561.90	3334.86
			2070	3398.33	3431.82	3359.70	5585.58	3477.13	3494.20	3489.21	3434.18	3381.34	3380.93	3409.01	3405.28
			% change	-0.98	4.41	-3.04	-36.08	5.77	-0.57	1.50	3.00	11.05	11.04	4.48	-2.07
5	Rice Medium	Quintal	2071	4336.60	4683.33	4559.60	4589.80	4682.50	4492.03	4726.59	4560.80	4411.70	4395.70	4634.20	4825.29
			2070	4405.97	4589.09	4551.97	4533.71	4529.77	4544.24	4517.21	4498.79	4465.97	4401.96	4122.74	4536.67
			% change	-1.57	2.05	0.17	1.24	3.37	-1.15	4.64	1.38	-1.22	-0.14	12.41	6.36
6	Rice Fine	Quintal	2071	6547.00	7280.83	6623.60	7154.55	6463.30	7496.83	7444.30	7536.83	7172.60	7117.45	7853.30	7546.14
			2070	7446.94	7163.64	7874.70	7483.65	7533.87	7528.91	7553.39	7790.00	7546.62	7707.46	7625.12	7758.33
			% change	-12.08	1.64	-15.89	-4.40	-14.21	-0.43	-1.44	-3.25	-4.96	-7.66	2.99	-2.74
7	Wheat	Quintal	2071	2483.75	2596.00	2862.00	2616.94	2610.00	2772.10	2912.22	6618.06	2850.63	2846.67	2856.67	2697.92
			2070	2717.41	2831.25	2902.08	2705.56	3130.40	3125.40	2950.00	3062.50	3081.25	3071.43	3089.29	3037.50
			% change	-8.60	-8.31	-1.38	-3.28	-16.62	-11.30	-1.28	116.10	-7.48	-7.32	-7.53	-11.18
8	Wheat Flour	Quintal	2071	3450.30	3062.83	3548.40	3595.17	3696.32	3444.50	3728.18	7153.85	5317.91	3791.09	3855.32	3828.13
			2070	3345.45	3487.00	3586.20	3467.08	3526.17	3528.67	3585.83	3639.82	3569.83	3624.00	3736.50	3729.17
			% change	3.13	-12.16	-1.05	3.69	4.83	-2.39	3.97	96.54	48.97	4.61	3.18	2.65
9	Maize	Quintal	2071	3359.25	3034.00	3050.00	2670.45	3775.00	2717.41	2785.95	3405.00	2461.36	2738.18	2534.09	3050.71
			2070	3470.00	2515.00	2516.25	2698.75	2677.50	2639.38	2925.56	2747.50	2961.11	2431.11	2492.22	2496.67
			% change	-3.19	20.64	21.21	-1.05	40.99	2.96	-4.77	23.93	-16.88	12.63	1.68	22.19
10	Black Gram (Broken)	Quintal	2071	10618.70	11028.83	11792.50	11426.08	11465.70	11879.67	12178.88	11671.65	12143.95	11999.23	12329.36	11816.38
			2070	10098.06	10096.36	10236.36	10119.23	10081.85	9892.62	10201.92	10172.92	9840.38	10396.77	10424.62	10796.15
			% change	5.16	9.24	15.20	12.91	13.73	20.09	19.38	14.73	23.41	15.41	18.27	9.45

Table No. 5.2

S.No.	Commodities	Units	Year	Baishak	Jestha	Ashad	Shrawan	Bhadra	Aswin	Kartik	Marga	Posh	Magh	Falgun	Chaitra
11	Pigeon Pea	Quintal	2071	12233.30	12792.86	12536.00	12468.42	12539.64	12151.50	12468.92	12924.64	12789.73	12709.68	13102.73	13213.38
			2070	11999.31	11781.82	12151.52	11030.77	10825.69	10964.92	11023.08	10987.50	11032.31	11048.46	11265.38	11334.62
			% change	1.95	8.58	3.16	13.03	15.83	10.82	13.12	17.63	15.93	15.04	16.31	16.58
12	Moong Broken	Quintal	2071	17053.33	15910.00	14888.00	15471.82	14890.00	15304.82	15497.25	15493.45	15515.00	15202.73	15820.64	15988.75
			2070	13233.64	12870.00	12100.00	13016.67	12929.50	11943.67	12480.83	12520.00	12320.00	12740.00	13697.50	13385.00
			% change	28.86	23.62	23.04	18.86	15.16	28.14	24.17	23.75	25.93	19.33	15.50	19.45
13	Lentil Broken	Quintal	2071	9934.00	10931.43	10132.60	10556.67	10617.55	10669.36	11585.79	12038.32	12296.64	12521.50	11925.55	11201.88
			2070	9576.39	9165.45	9721.21	9963.85	16669.54	9686.92	9263.08	10008.33	10030.77	9378.46	10053.85	10088.46
			% change	3.73	19.27	4.23	5.95	-36.31	10.14	25.07	20.28	22.59	33.51	18.62	11.04
14	Soyabean	Quintal	2071	8778.70	8460.50	7920.60	8087.50	8213.64	8581.36	10802.50	7895.45	7636.36	7650.59	7721.36	7850.00
			2070	8403.89	8290.91	8068.52	8033.64	7961.82	8039.09	8333.08	8269.17	8091.54	8217.78	8043.67	8125.28
			% change	4.46	2.05	-1.83	0.67	3.16	6.75	29.63	-4.52	-5.63	-6.90	-4.01	-3.39
15	Mustard Oil	Lit.	2071	170.80	167.00	165.30	164.80	162.09	167.35	167.50	166.28	167.41	168.36	169.05	169.61
			2070	165.04	164.04	167.77	166.83	166.32	165.84	165.85	167.96	167.20	167.05	166.15	166.67
			% change	3.49	1.80	-1.47	-1.22	-2.54	0.91	1.00	-1.00	0.13	0.79	1.74	1.77
16	Soyabean Oil	Lit.	2071	141.80	139.07	129.90	133.43	136.29	138.57	139.71	150.75	167.24	167.05	138.78	136.21
			2070	137.37	137.01	137.85	137.87	225.33	136.32	136.29	136.90	136.69	135.65	135.22	135.54
			% change	3.22	1.51	-5.77	-3.22	-39.52	1.65	2.51	10.11	22.35	23.15	2.64	0.49

Source : Agribusiness Promotion and Marketing Development Directorate, Hariharbhawan

Table No. 6.1

MARKETING MARGIN OF SELECTED AGRICULTURAL COMMODITIES, 2071

S.No.	Commodities	Units	Year	Baishak	Jestha	Ashad	Shrawan	Bhadra	Aswin	Kartik	Marga	Posh	Magh	Falgun	Chaitra
1	Rice Coarse	Kg.	Retail	42.33	43.21	44.80	42.68	43.10	41.95	42.79	42.85	41.77	42.39	42.46	43.58
			Wholesale	33.65	35.83	32.58	35.70	36.78	34.74	35.42	35.37	37.55	37.54	35.62	33.35
			% M M	25.79	20.58	37.52	19.53	17.19	20.75	20.81	21.15	11.24	12.92	19.21	30.67
2	Rice Medium	Kg.	Retail	53.38	55.48	56.88	54.85	54.73	53.89	54.75	54.48	52.43	52.84	55.29	56.52
			Wholesale	43.37	46.83	45.60	45.90	46.83	44.92	47.27	45.61	44.12	43.96	46.34	48.25
			% M M	23.09	18.47	24.75	19.49	16.88	19.96	15.82	19.45	18.85	20.21	19.30	17.14
3	Rice fine	Kg.	Retail	77.05	87.59	85.76	88.84	77.95	87.36	85.51	85.53	83.29	84.53	84.11	85.43
			Wholesale	65.47	72.81	66.24	71.55	64.63	74.97	74.44	75.37	71.73	71.17	78.53	75.46
			% M M	17.68	20.31	29.48	24.18	20.61	16.53	14.87	13.48	16.13	18.76	7.11	13.21
4	Wheat Flour	Kg.	Retail	45.64	45.32	46.39	43.46	43.44	43.44	44.36	44.07	43.37	45.31	45.91	44.72
			Wholesale	34.50	30.63	35.48	35.95	36.96	34.45	37.28	71.54	53.18	37.91	38.55	38.28
			% M M	32.29	47.98	30.73	20.89	17.53	26.12	18.99	-38.39	-18.45	19.52	19.09	16.83
5	Black Gram (Broken)	Kg.	Retail	124.75	125.55	125.27	125.19	123.13	131.50	131.64	130.53	130.31	126.36	138.87	135.41
			Wholesale	106.19	110.29	117.93	114.26	114.66	118.80	121.79	116.72	121.44	119.99	123.29	118.16
			% M M	17.48	13.84	6.23	9.56	7.39	10.69	8.09	11.83	7.30	5.31	12.63	14.59
6	Pigeon Pea	Kg.	Retail	136.33	139.89	138.78	133.36	129.24	142.14	141.70	140.23	140.35	141.20	146.58	142.61
			Wholesale	122.33	127.93	125.36	124.68	125.40	121.52	124.69	129.25	127.90	127.10	131.03	132.13
			% M M	11.44	9.35	10.70	6.96	3.06	16.97	13.64	8.50	9.73	11.09	11.87	7.93
7	Moong Broken	Kg.	Retail	164.15	166.48	164.28	159.02	150.57	168.91	167.50	169.68	167.11	166.38	170.50	171.23
			Wholesale	170.53	159.10	148.88	154.72	148.90	153.05	154.97	154.93	155.15	152.03	158.21	159.89
			% M M	-3.74	4.64	10.34	2.78	1.12	10.37	8.08	9.51	7.71	9.44	7.77	7.09
8	Lentil Broken	Kg.	Retail	123.90	120.05	118.11	118.95	116.73	121.56	125.67	126.11	127.37	131.36	130.43	127.29
			Wholesale	99.34	109.31	101.33	105.57	106.18	106.69	115.86	120.38	122.97	125.22	119.26	112.02
			% M M	24.73	9.82	16.56	12.67	9.94	13.93	8.47	4.76	3.58	4.91	9.37	13.63
9	Soyabean	Kg.	Retail	82.78	87.32	94.12	86.84	88.00	86.62	84.22	83.19	82.43	84.68	80.77	80.90
			Wholesale	87.79	84.61	79.21	80.88	82.14	85.81	108.03	78.95	76.36	76.51	77.21	78.50
			% M M	-5.70	3.20	18.83	7.37	7.14	0.94	-22.03	5.37	7.95	10.68	4.61	3.05
10	Mustard Oil	Lit.	Retail	172.84	171.11	170.34	172.71	174.08	176.84	173.24	170.94	169.19	173.94	176.66	176.15
			Wholesale	170.80	167.00	165.30	164.80	162.09	167.35	167.50	166.28	167.41	168.36	169.05	169.61
			% M M	1.19	2.46	3.05	4.80	7.40	5.68	3.43	2.80	1.06	3.31	4.50	3.86
11	Soyabean Oil	Lit.	Retail	144.34	144.21	145.52	142.63	145.27	146.77	144.70	145.90	151.62	152.29	149.14	147.06
			Wholesale	141.80	139.07	129.90	133.43	136.29	138.57	139.71	150.75	167.24	167.05	138.78	136.21
			% M M	1.79	3.69	12.02	6.90	6.59	5.92	3.58	-3.22	-9.34	-8.84	7.47	7.97

Source : Agribusiness Promotion and Marketing Development Directorate, Hariharahawan
Note : % M M Indicates gross Marketing Margin received by Retailer.

Table No. 7.1

DISTRICT LEVEL RETAIL PRICES OF SELECTED AGRICULTURAL COMMODITIES , 2071

JILAM

S.No.	Commodities (वस्तु)	Units (इकाई)	Baishak	Jestha	Asar	Shrawan	Bhadra	Asoj	Kartik	Marg	Poush	Magh	Falgun	Chaitra
1	Rice Coarse (सामल मोरो)	Kg.	52.50	52.50	55.00	53.00	54.00	54.50	55.00	55.00	53.00	52.00	51.00	52.00
2	Rice Medium (सामल मध्यम)	Kg.	63.50	62.00	65.50	64.00	63.00	65.00	65.00	65.00	63.50	63.00	63.00	63.00
3	Rice Fine (सामल अरिखो)	Kg.	108.00	109.00	111.00	109.50	109.00	114.50	116.50	114.00	110.00	106.00	106.00	107.00
4	Flattened Rice Local (स्थानीय चिउरा)	Kg.	65.00	51.50	53.50	53.50	53.50	53.00	53.50	58.50	62.50	62.00	62.00	63.50
5	Wheat Flour (महुँको चिउरो)	Kg.	53.50	52.00	52.00	52.50	52.00	54.00	54.50	52.50	50.50	52.00	52.00	54.50
6	Black Gram (Broken) (मासको दास)	Kg.	158.00	167.00	164.50	164.50	154.00	160.50	159.00	160.50	162.50	158.00	158.00	157.00
7	Pigeon Pea (रहसको दास)	Kg.	158.00	158.00	160.00	155.50	152.00	162.50	163.50	164.00	159.00	156.00	156.00	157.00
8	Moong Broken (मूँगको दास)	Kg.	170.00	166.50	161.00	158.50	168.00	176.50	175.00	175.50	176.50	175.00	175.00	170.50
9	Lentil Broken (मसुरेको दास)	Kg.	134.00	138.00	138.50	133.00	152.50	140.00	141.00	141.00	140.50	135.00	135.00	136.50
10	Soyabean (भटमास)	Kg.	100.00	100.00	113.50	111.00	106.00	102.00	104.00	115.00	96.50	100.00	100.00	101.50
11	Chickpea Big (दुलो चना)	Kg.	93.50	111.00	109.00	106.50	100.00	106.50	108.50	123.50	90.00	91.00	91.00	92.50
12	Chickpea Small (सानो चना)	Kg.	-	-	-	-	-	97.00	97.00	100.00	-	100.00	100.00	-
13	Pea Big (दुलो केराउ)	Kg.	84.00	102.00	109.00	100.50	94.00	98.00	-	94.00	84.00	86.00	86.00	86.50
14	Pea Small (सानो केराउ)	Kg.	-	-	-	-	-	-	-	86.00	-	104.00	104.00	-
15	Mustard Oil (नोरीको तेल)	Ltr.	190.00	190.00	190.00	190.00	190.00	190.00	190.00	190.00	190.00	190.00	160.00	190.00
16	Soyabean Oil (भटमासको तेल)	Ltr.	148.50	151.50	152.00	157.50	155.50	158.00	158.00	158.00	146.50	145.00	145.00	150.00
17	Ghee (घिउ)	Kg.	800.00	800.00	800.00	800.00	800.00	800.00	800.00	800.00	800.00	800.00	800.00	800.00
18	Vegetable Ghee (बजारपति घिउ)	Kg.	148.00	149.00	156.00	156.50	156.00	153.50	155.00	152.00	148.00	147.50	147.00	148.00
19	Chicken (कुखुराको मासु)	Kg.	364.00	350.00	350.00	350.00	350.00	350.00	350.00	350.00	340.00	338.00	338.00	364.00
20	Mutton (खारीको मासु)	Kg.	600.00	600.00	600.00	600.00	600.00	600.00	600.00	600.00	600.00	600.00	600.00	600.00
21	Buff (बंगको मासु)	Kg.	350.00	350.00	350.00	350.00	350.00	350.00	350.00	350.00	350.00	350.00	350.00	350.00
22	Pork (बनुवाको मासु)	Kg.	350.00	350.00	350.00	350.00	350.00	350.00	350.00	350.00	350.00	350.00	350.00	350.00
23	Fish Fresh (साजा माछा)	Kg.	312.00	322.00	316.00	328.00	302.00	303.00	304.00	301.00	294.00	294.00	294.00	294.00
24	Hen Egg (कुखुराको अण्डा)	Nos.	15.00	12.00	12.00	12.00	12.00	13.50	15.00	15.00	15.00	15.00	15.00	15.00
25	Milk (दुग्ध)	Ltr.	50.00	40.00	40.00	40.00	40.00	45.00	50.00	50.00	50.00	50.00	50.00	50.00
26	Sugar (चिनी)	Kg.	74.00	90.00	90.00	90.00	90.00	90.00	90.00	90.00	90.00	80.00	70.00	70.00

Table No. 7.2

DHANKUTA

S.No.	Commodities (वस्तु)	Units (इकाई)	Baishak	Jestha	Asar	Shrawan	Bhadra	Asoj	Kartik	Marg	Poush	Magh	Falgun	Chaitra
1	Rice Coarse (चामल मोटो)	Kg.	-	-	-	43.00	43.00	43.00	43.00	42.20	41.40	41.40	42.25	42.25
2	Rice Medium (चामल मध्यम)	Kg.	-	-	-	60.00	60.00	60.00	60.00	58.00	56.00	56.00	56.13	56.13
3	Rice Fine (चामल जशिलो)	Kg.	-	-	-	133.00	133.00	133.00	133.00	133.40	133.80	133.80	134.03	134.03
4	Flattened Rice Local (स्थानीय चिउरा)	Kg.	-	-	-	65.00	65.00	65.00	65.00	65.00	65.00	65.00	65.00	65.00
5	Wheat Flour (गहुँको चिउरो)	Kg.	-	-	-	48.00	48.00	48.00	48.00	46.80	45.60	45.60	45.68	45.68
6	Black Gram (Broken) (मासको दल)	Kg.	-	-	-	120.00	120.00	120.00	120.00	134.00	148.00	148.00	148.88	148.88
7	Pigeon Pea (रहसको दल)	Kg.	-	-	-	125.00	125.00	125.00	125.00	121.00	117.00	117.00	117.00	117.00
8	Moong Broken (मूँगको दल)	Kg.	-	-	-	160.00	160.00	160.00	160.00	162.00	164.00	164.00	164.00	164.00
9	Lentil Broken (सुरुगेको दल)	Kg.	-	-	-	110.00	110.00	110.00	110.00	118.00	126.00	126.00	126.00	126.00
10	Soyabean (भटमास)	Kg.	-	-	-	100.00	100.00	100.00	100.00	92.00	84.00	84.00	84.75	84.75
11	Chickpea Big (दुस्रो चना)	Kg.	-	-	-	-	-	-	-	-	-	-	-	-
12	Chickpea Small (सानो चना)	Kg.	-	-	-	95.00	95.00	95.00	95.00	91.00	87.00	87.00	87.00	87.00
13	Pea Big (दुस्रो केसउ)	Kg.	-	-	-	110.00	110.00	110.00	110.00	112.00	114.00	114.00	114.00	114.00
14	Pea Small (सानो केसउ)	Kg.	-	-	-	-	-	-	-	-	-	-	-	-
15	Mustard Oil (नौरीको तेल)	Ltr.	-	-	-	195.00	195.00	195.00	195.00	199.00	203.00	203.00	200.50	200.50
16	Soyabean Oil (भटमासको तेल)	Ltr.	-	-	-	170.00	170.00	170.00	170.00	168.00	166.00	166.00	166.00	166.00
17	Ghee (घिउ)	Kg.	-	-	-	750.00	750.00	750.00	750.00	750.00	750.00	750.00	750.00	750.00
18	Vegetable Ghee (वनस्पति घिउ)	Kg.	-	-	-	130.00	130.00	130.00	130.00	130.00	130.00	130.00	132.50	132.50
19	Chicken (फुसुसको मासु)	Kg.	-	-	-	330.00	330.00	330.00	292.50	275.00	300.00	300.00	320.00	320.00
20	Mutton (खारीको मासु)	Kg.	-	-	-	550.00	550.00	550.00	550.00	550.00	550.00	550.00	550.00	550.00
21	Buff (संग्रको मासु)	Kg.	-	-	-	260.00	260.00	260.00	260.00	260.00	260.00	260.00	267.50	267.50
22	Pork (बंगुरको मासु)	Kg.	-	-	-	225.00	225.00	225.00	225.00	225.00	240.00	240.00	250.00	250.00
23	Fish Fresh (ताजा माछा)	Kg.	-	-	-	350.00	350.00	350.00	350.00	350.00	350.00	350.00	350.00	350.00
24	Hen Egg (फुसुसको अण्डा)	Nos.	-	-	-	15.00	15.00	15.00	15.00	15.00	15.00	15.00	15.00	15.00
25	Milk (दुग्ध)	Ltr.	-	-	-	49.00	49.00	49.00	49.00	50.60	52.20	52.20	53.75	53.75
26	Sugar (चिली)	Kg.	-	-	-	72.50	72.50	72.50	72.50	75.00	75.00	75.00	75.00	75.00

Table No. 7.3

BHOJPUR

S.No.	Commodities (वस्तु)	Units (इकाई)	Baishak	Jestha	Asar	Shrawan	Bhadra	Asoj	Kartik	Marg	Poush	Magh	Falgun	Chaitra
1	Rice Coarse (चामल मोटे)	Kg.	55.00	50.00	55.00	52.50	50.00	50.00	50.00	50.00	50.00	50.00	50.00	-
2	Rice Medium (चामल मध्यम)	Kg.	65.00	60.00	67.50	68.00	68.00	72.00	72.00	72.00	72.00	72.00	72.00	-
3	Rice Fine (चामल जशिलो)	Kg.	80.00	75.00	80.00	85.00	85.00	85.00	85.00	85.00	87.50	87.50	87.50	-
4	Flattened Rice Local (स्थानीय चिउरा)	Kg.	80.00	70.00	80.00	80.00	80.00	80.00	85.00	80.00	80.00	80.00	80.00	-
5	Wheat Flour (महुँको चिउरो)	Kg.	50.00	51.50	52.50	55.00	53.00	58.00	58.00	58.00	58.00	58.00	58.00	-
6	Black Gram (Broken) (मासको दल)	Kg.	140.00	144.00	148.00	148.00	148.00	149.00	150.00	150.00	150.00	150.00	150.00	-
7	Pigeon Pea (रहको दल)	Kg.	150.00	154.50	159.00	159.00	159.00	159.00	160.00	160.00	165.00	165.00	165.00	-
8	Moong Broken (मूँगको दल)	Kg.	160.00	170.00	160.00	160.00	160.00	160.00	160.00	160.00	150.00	150.00	150.00	-
9	Lentil Broken (सुरुगेको दल)	Kg.	160.00	115.00	110.00	110.00	110.00	110.00	130.00	130.00	130.00	130.00	130.00	-
10	Soyabean (भटमास)	Kg.	110.00	125.00	150.00	100.00	122.00	85.00	82.50	80.00	80.00	80.00	80.00	-
11	Chickpea Big (डुलो चना)	Kg.	150.00	122.50	160.00	160.00	160.00	160.00	160.00	160.00	160.00	160.00	160.00	-
12	Chickpea Small (सानो चना)	Kg.	160.00	110.00	140.00	140.00	140.00	140.00	140.00	140.00	140.00	140.00	140.00	-
13	Pea Big (डुलो केचउ)	Kg.	140.00	142.50	145.00	145.00	145.00	145.00	145.00	145.00	145.00	145.00	145.00	-
14	Pea Small (सानो केचउ)	Kg.	145.00	137.50	140.00	140.00	140.00	140.00	140.00	140.00	140.00	140.00	140.00	-
15	Mustard Oil (तोरीको तेल)	Ltr.	180.00	165.00	190.00	186.00	186.00	185.00	185.00	185.00	185.00	185.00	185.00	-
16	Soyabean Oil (भटमासको तेल)	Ltr.	160.00	150.00	150.00	150.00	150.00	150.00	150.00	150.00	150.00	150.00	150.00	-
17	Ghee (घिउ)	Kg.	700.00	700.00	700.00	700.00	700.00	725.00	750.00	750.00	750.00	750.00	750.00	-
18	Vegetable Ghee (वनस्पति घिउ)	Kg.	150.00	150.00	150.00	150.00	150.00	150.00	150.00	150.00	150.00	150.00	150.00	-
19	Chicken (फुसुसको मासु)	Kg.	390.00	385.00	390.00	390.00	390.00	390.00	390.00	390.00	350.00	350.00	350.00	-
20	Mutton (खारीको मासु)	Kg.	450.00	450.00	450.00	450.00	450.00	450.00	450.00	450.00	500.00	500.00	500.00	-
21	Buff (संग्रको मासु)	Kg.	250.00	250.00	250.00	250.00	250.00	250.00	250.00	250.00	250.00	250.00	250.00	-
22	Pork (बंगुरको मासु)	Kg.	200.00	200.00	200.00	200.00	200.00	200.00	200.00	200.00	200.00	200.00	200.00	-
23	Fish Fresh (ताजा माछा)	Kg.	400.00	400.00	400.00	400.00	400.00	400.00	400.00	400.00	400.00	400.00	400.00	-
24	Hen Egg (फुसुसको अण्डा)	Nos.	16.00	18.00	18.00	20.00	20.00	20.00	20.00	20.00	20.00	20.00	20.00	-
25	Milk (दुग्ध)	Ltr.	80.00	55.00	60.00	60.00	60.00	60.00	60.00	60.00	60.00	60.00	60.00	-
26	Sugar (चिली)	Kg.	90.00	82.50	80.00	85.00	85.00	85.00	85.00	80.00	77.50	77.50	77.50	-

Table No. 7.4

MORANG

S.No.	Commodities (वस्तु)	Units (इकाई)	Baishak	Jestha	Asar	Shrawan	Bhadra	Asoj	Kartik	Marg	Poush	Magh	Falgun	Chaitra
1	Rice Coarse (चामल मोटो)	Kg.	-	40	-	40	45	45	45	45	45	45	-	40
2	Rice Medium (चामल मध्यम)	Kg.	-	44	-	45	50	50	50	50	50	50	-	55
3	Rice Fine (चामल जशिलो)	Kg.	-	105	-	100	100	105	105	105	110	110	-	60
4	Flattened Rice Local (स्थानीय चिउरा)	Kg.	-	40	-	55	63	58	56.5	56.5	58	58	-	60
5	Wheat Flour (गहुँको पिठो)	Kg.	-	50	-	40	40	40	40	40	40	40	-	40
6	Black Gram (Broken) (मासको दल)	Kg.	-	118	-	130	135	131.5	125	125	100	100	-	140
7	Pigeon Pea (रहसको दल)	Kg.	-	128	-	125	77	137	135	135	140	140	-	144
8	Moong Broken (मूँगको दल)	Kg.	-	172	-	160	165	165	170	170	180	180	-	200
9	Lentil Broken (सुरुमेको दल)	Kg.	-	115	-	120	125	127.5	133.5	133.5	120	120	-	135
10	Soyabean (भटमास)	Kg.	-	90	-	90	90	90	90	90	90	91	-	84
11	Chickpea Big (दुस्रो चना)	Kg.	-	80	-	70	70	75	72.5	70	75	75	-	77
12	Chickpea Small (सानो चना)	Kg.	-	-	-	-	-	-	-	-	-	-	-	-
13	Pea Big (दुस्रो केराउ)	Kg.	-	85	-	70	80	67.5	72.5	77.5	72.5	70	-	64
14	Pea Small (सानो केराउ)	Kg.	-	-	-	-	-	70	-	-	75	75	-	-
15	Mustard Oil (तोरीको तेल)	Ltr.	-	160	-	165	165	165	165	165	165	165	-	165
16	Soyabean Oil (भटमासको तेल)	Ltr.	-	135	-	130	130	125	125	125	125	125	-	125
17	Ghee (घिउ)	Kg.	-	650	-	510	510	510	510	510	510	510	-	750
18	Vegetable Ghee (वनस्पति घिउ)	Kg.	-	140	-	125	135	125	126.5	126.5	130	130	-	118
19	Chicken (फुसुसको मासु)	Kg.	-	290	-	320	320	250	240	245	250	250	-	320
20	Mutton (खारीको मासु)	Kg.	-	650	-	650	650	667	667	667	667	667	-	680
21	Buff (संग्राको मासु)	Kg.	-	250	-	280	280	280	280	280	280	280	-	280
22	Pork (बंगुरको मासु)	Kg.	-	280	-	-	-	-	-	-	-	-	-	292
23	Fish Fresh (ताजा माछा)	Kg.	-	253	-	220	233	213	213	213	231.5	250	-	252
24	Hen Egg (फुसुसको अण्डा)	Nos.	-	13	-	11	11	10	10.5	11	10.5	10	-	11
25	Milk (दुग्ध)	Ltr.	-	-	-	60	60	59	58	58	58	58	-	59
26	Sugar (चिली)	Kg.	-	70	-	65	68	65	65	65	65	65	-	62

Table No. 7.5

RAMECHAP

S.No.	Commodities (वस्तु)	Units (इकाई)	Baishak	Jestha	Asar	Shrawan	Bhadra	Asoj	Kartik	Marg	Poush	Magh	Falgun	Chaitra
1	Rice Coarse (चामल मोटो)	Kg.	-	-	-	41.67	41.67	41.67	41.67	41.67	41.67	41.67	41.67	41.67
2	Rice Medium (चामल मध्यम)	Kg.	-	-	-	46.67	46.67	46.67	46.67	46.67	46.67	46.67	46.67	46.67
3	Rice Fine (चामल जशिलो)	Kg.	-	-	-	56.67	56.67	56.67	56.67	56.67	56.67	56.67	56.67	56.67
4	Flattened Rice Local (स्थानीय चिउरा)	Kg.	-	-	-	51.67	51.67	51.67	51.67	51.67	51.67	51.67	51.67	51.67
5	Wheat Flour (गहुँको चिउरो)	Kg.	-	-	-	40.00	40.00	40.00	40.00	40.00	40.00	40.00	40.00	40.00
6	Black Gram (Broken) (मासको दल)	Kg.	-	-	-	111.67	135.00	135.00	135.00	135.00	135.00	135.00	135.00	135.00
7	Pigeon Pea (रहसको दल)	Kg.	-	-	-	131.67	131.67	131.67	131.67	131.67	131.67	131.67	131.67	131.67
8	Moong Broken (मूँगको दल)	Kg.	-	-	-	130.00	130.00	130.00	130.00	130.00	130.00	130.00	130.00	130.00
9	Lentil Broken (सुरुमेको दल)	Kg.	-	-	-	111.67	125.00	125.00	125.00	125.00	125.00	125.00	125.00	125.00
10	Soyabean (भटमास)	Kg.	-	-	-	50.00	50.00	50.00	50.00	50.00	50.00	50.00	50.00	50.00
11	Chickpea Big (दुस्रो चना)	Kg.	-	-	-	108.67	108.67	108.67	108.67	108.67	108.67	108.67	108.67	108.67
12	Chickpea Small (सानो चना)	Kg.	-	-	-	106.67	106.67	106.67	106.67	106.67	106.67	106.67	106.67	106.67
13	Pea Big (दुस्रो केराउ)	Kg.	-	-	-	101.67	101.67	101.67	101.67	101.67	101.67	101.67	101.67	101.67
14	Pea Small (सानो केराउ)	Kg.	-	-	-	96.67	96.67	96.67	96.67	96.67	96.67	96.67	96.67	96.67
15	Mustard Oil (तोरीको तेल)	Ltr.	-	-	-	149.33	149.33	149.33	149.33	149.33	149.33	149.33	149.33	149.33
16	Soyabean Oil (भटमासको तेल)	Ltr.	-	-	-	146.67	146.67	146.67	146.67	146.67	146.67	146.67	146.67	146.67
17	Ghee (घिउ)	Kg.	-	-	-	560.00	560.00	560.00	560.00	560.00	560.00	560.00	560.00	560.00
18	Vegetable Ghee (वनस्पति घिउ)	Kg.	-	-	-	133.33	133.33	133.33	133.33	133.33	133.33	133.33	133.33	133.33
19	Chicken (फुसुसको मासु)	Kg.	-	-	-	350.00	350.00	350.00	350.00	350.00	350.00	350.00	350.00	350.00
20	Mutton (खारीको मासु)	Kg.	-	-	-	700.00	700.00	700.00	700.00	700.00	700.00	700.00	700.00	700.00
21	Buff (संगसको मासु)	Kg.	-	-	-	340.00	340.00	340.00	340.00	340.00	340.00	340.00	340.00	340.00
22	Pork (बंगुरको मासु)	Kg.	-	-	-	283.33	296.67	310.00	310.00	310.00	310.00	310.00	310.00	310.00
23	Fish Fresh (ताजा माछा)	Kg.	-	-	-	350.00	350.00	350.00	350.00	350.00	350.00	350.00	350.00	350.00
24	Hen Egg (फुसुसको अण्डा)	Nos.	-	-	-	10.00	10.00	10.00	12.00	12.00	12.00	12.00	12.00	12.00
25	Milk (दुग्ध)	Ltr.	-	-	-	55.00	55.00	55.00	60.00	60.00	60.00	60.00	60.00	60.00
26	Sugar (चिली)	Kg.	-	-	-	75.00	75.00	75.00	75.00	75.00	75.00	75.00	75.00	75.00

Table No. 7.6

KATHMANDU

S.No.	Commodities (वस्तु)	Units (इकाई)	Baishak	Jestha	Asar	Shrawan	Bhadra	Asoj	Kartik	Marg	Poush	Magh	Falgun	Chaitra
1	Rice Coarse (चामल मोटो)	Kg.	-	41.00	45.00	45.00	45.00	45.00	45.00	45.00	45.00	45.00	45.00	45.00
2	Rice Medium (चामल मध्यम)	Kg.	-	65.00	67.00	67.00	67.00	67.00	67.00	67.00	67.00	67.00	68.50	70.00
3	Rice Fine (चामल जशिलो)	Kg.	-	90.00	93.00	93.00	93.00	93.00	93.00	93.00	93.00	93.00	94.00	95.00
4	Flattened Rice Local (स्थानीय चिउरा)	Kg.	-	57.00	60.00	63.00	64.00	73.00	75.00	75.00	75.00	76.50	79.00	80.00
5	Wheat Flour (गहुँको चिउरो)	Kg.	-	43.00	45.00	45.00	45.00	45.00	45.00	45.00	45.00	45.50	46.50	47.00
6	Black Gram (Broken) (मासको दल)	Kg.	-	117.00	125.00	120.00	121.50	123.00	122.00	123.50	125.00	125.00	135.00	145.00
7	Pigeon Pea (रहको दल)	Kg.	-	137.00	140.00	140.00	140.00	140.00	140.00	140.00	140.00	140.00	140.00	140.00
8	Moong Broken (मूँगको दल)	Kg.	-	147.00	165.00	165.00	165.00	165.00	165.00	165.00	165.00	173.00	174.00	177.00
9	Lentil Broken (सुरुगेको दल)	Kg.	-	120.00	125.00	125.00	125.00	120.00	120.00	122.50	125.00	130.00	133.50	137.00
10	Soyabean (भटमास)	Kg.	-	124.00	126.00	127.00	123.50	120.00	120.00	120.00	122.50	127.00	132.50	135.00
11	Chickpea Big (ठुलो चना)	Kg.	-	113.00	113.00	113.00	109.00	105.00	105.00	105.00	105.00	105.00	107.50	110.00
12	Chickpea Small (सानो चना)	Kg.	-	85.00	85.00	83.00	85.00	85.00	85.00	85.00	85.00	85.50	88.00	90.00
13	Pea Big (ठुलो केराउ)	Kg.	-	110.00	110.00	110.50	110.50	110.00	110.00	110.00	110.00	110.00	110.00	110.00
14	Pea Small (सानो केराउ)	Kg.	-	103.00	103.00	103.00	103.00	103.00	103.00	103.00	103.00	103.00	103.00	103.00
15	Mustard Oil (नौरीको तेल)	Ltr.	-	167.00	165.00	165.00	165.00	165.00	165.00	165.00	165.00	165.00	165.00	165.00
16	Soyabean Oil (भटमासको तेल)	Ltr.	-	147.00	147.00	137.00	136.00	135.00	135.00	135.00	135.00	135.00	135.00	135.00
17	Ghee (घिउ)	Kg.	-	575.00	637.50	700.00	700.00	700.00	700.00	725.00	700.00	700.00	700.00	700.00
18	Vegetable Ghee (वनस्पति घिउ)	Kg.	-	135.00	138.50	140.00	140.00	140.00	140.00	143.00	140.00	140.00	141.50	143.00
19	Chicken (फुसुसको मासु)	Kg.	-	350.00	362.50	360.00	277.50	280.00	250.00	232.50	252.50	322.50	357.50	305.00
20	Mutton (खारीको मासु)	Kg.	-	760.00	760.00	760.00	760.00	760.00	760.00	760.00	762.50	775.00	775.00	775.00
21	Buff (संभारको मासु)	Kg.	-	325.00	325.00	330.00	330.00	330.00	330.00	330.00	335.00	340.00	345.00	350.00
22	Pork (संगुरको मासु)	Kg.	-	350.00	350.00	350.00	350.00	350.00	350.00	350.00	355.00	367.50	372.50	375.00
23	Fish Fresh (ताजा माछा)	Kg.	-	350.00	350.00	350.00	350.00	375.00	375.00	300.00	300.00	300.00	300.00	300.00
24	Hen Egg (फुसुसको अण्डा)	Nos.	-	14.50	14.00	13.00	13.00	12.00	12.00	12.00	11.50	11.00	11.00	11.00
25	Milk (दुग्ध)	Ltr.	-	62.00	62.00	62.00	62.00	62.00	62.00	63.00	65.00	68.00	68.00	68.00
26	Sugar (चिली)	Kg.	-	70.00	65.00	67.00	67.00	68.00	68.00	67.00	68.00	68.00	73.00	68.00

Table No. 7.7

NUWAKOT

S.No.	Commodities (वस्तु)	Units (इकाई)	Baishak	Jestha	Asar	Shrawan	Bhadra	Asoj	Kartik	Marg	Poush	Magh	Falgun	Chaitra
1	Rice Coarse (चामल मोटो)	Kg.	37.00	37.00	38.00	35.00	35.00	35.00	35.00	35.00	35.00	38.50	42.00	46.00
2	Rice Medium (चामल मध्यम)	Kg.	45.00	45.00	48.00	54.00	60.00	60.00	60.00	60.00	60.00	60.00	60.00	60.00
3	Rice Fine (चामल जशिलो)	Kg.	75.00	75.00	65.00	78.50	82.00	82.00	82.00	82.00	82.00	82.00	81.50	90.00
4	Flattened Rice Local (स्थानीय चिउरा)	Kg.	53.33	53.00	55.00	55.00	55.00	65.00	65.00	65.00	60.00	60.00	60.00	67.00
5	Wheat Flour (महुँको चिउरो)	Kg.	47.67	48.00	45.00	40.00	40.00	40.00	40.00	40.00	40.00	40.00	40.00	40.00
6	Black Gram (Broken) (मासको दल)	Kg.	115.00	115.00	100.00	125.00	125.00	125.00	125.00	125.00	125.00	125.00	125.00	125.00
7	Pigeon Pea (रहसको दल)	Kg.	130.00	130.00	120.00	98.00	119.00	135.00	135.00	135.00	135.00	135.00	135.00	135.00
8	Moong Broken (मूंगको दल)	Kg.	140.00	140.00	130.00	150.00	150.00	150.00	150.00	150.00	150.00	150.00	150.00	150.00
9	Lentil Broken (सुरुरेको दल)	Kg.	118.33	118.00	85.00	125.00	125.00	125.00	125.00	125.00	125.00	125.00	125.00	125.00
10	Soyabean (भटमास)	Kg.	85.00	85.00	85.00	88.00	88.00	88.00	88.00	88.00	88.00	88.00	88.00	88.00
11	Chickpea Big (दुस्रो चना)	Kg.	75.00	75.00	85.00	82.00	82.00	82.00	82.00	82.00	82.00	82.00	81.50	82.00
12	Chickpea Small (सानो चना)	Kg.	95.00	95.00	95.00	72.00	72.00	72.00	72.00	72.00	72.00	72.00	72.00	72.00
13	Pea Big (दुस्रो केसउ)	Kg.	66.67	67.00	65.00	80.00	80.00	75.00	75.00	70.00	65.00	65.00	65.00	65.00
14	Pea Small (सानो केसउ)	Kg.	90.00	90.00	90.00	90.00	90.00	90.00	90.00	90.00	90.00	90.00	90.00	90.00
15	Mustard Oil (तोरीको तेल)	Ltr.	160.00	160.00	180.00	190.00	190.00	190.00	190.00	190.00	190.00	190.00	190.00	190.00
16	Soyabean Oil (भटमासको तेल)	Ltr.	140.00	140.00	140.00	132.00	132.00	132.00	132.00	135.00	135.00	135.00	135.00	135.00
17	Ghee (घिउ)	Kg.	-	-	-	-	-	-	-	800.00	-	-	800.00	-
18	Vegetable Ghee (वनस्पति घिउ)	Kg.	130.00	130.00	125.00	123.00	123.00	123.00	123.00	123.00	123.00	123.00	123.00	123.00
19	Chicken (फुसुसको मासु)	Kg.	380.00	380.00	350.00	365.00	346.00	326.00	323.00	323.00	323.00	323.00	323.00	350.00
20	Mutton (खारीको मासु)	Kg.	750.00	750.00	750.00	750.00	750.00	750.00	750.00	750.00	750.00	750.00	750.00	750.00
21	Buff (संभारको मासु)	Kg.	200.00	200.00	300.00	300.00	300.00	300.00	300.00	300.00	300.00	300.00	300.00	300.00
22	Pork (बंगुरको मासु)	Kg.	-	-	-	283.50	300.00	300.00	300.00	300.00	300.00	300.00	300.00	300.00
23	Fish Fresh (साजा माछा)	Kg.	500.00	500.00	550.00	650.00	650.00	650.00	650.00	650.00	650.00	650.00	650.00	650.00
24	Hen Egg (फुसुसको अण्डा)	Nos.	12.00	15.00	15.00	15.00	15.00	14.00	14.00	14.00	14.00	14.00	14.00	14.00
25	Milk (दुग्ध)	Ltr.	60.00	45.00	60.00	90.00	90.00	90.00	90.00	90.00	90.00	90.00	90.00	90.00
26	Sugar (चिली)	Kg.	70.00	70.00	70.00	70.00	70.00	70.00	70.00	70.00	70.00	70.00	70.00	70.00

Table No. 7.8

DHANUSA

S.No.	Commodities (वस्तु)	Units (इकाई)	Baishak	Jestha	Asar	Shrawan	Bhadra	Asoj	Kartik	Marg	Poush	Magh	Falgun	Chaitra
1	Rice Coarse (चामल मोटो)	Kg.	-	-	-	40	40	40	40	40	39	38.5	-	-
2	Rice Medium (चामल मध्यम)	Kg.	-	-	-	50	50	52	52	52	47.5	48	-	-
3	Rice Fine (चामल जशिलो)	Kg.	-	-	-	80	80	100	98.5	99.5	90	96	-	-
4	Flattened Rice Local (स्थानीय चिउरा)	Kg.	-	-	-	50	50	60	60	60	60	60	-	-
5	Wheat Flour (गहुँको पिठो)	Kg.	-	-	-	40	42	42	42	42	42	42	-	-
6	Black Gram (Broken) (मासको दल)	Kg.	-	-	-	80	80	100	100	100	100	100	-	-
7	Pigeon Pea (रहसको दल)	Kg.	-	-	-	-	-	-	-	-	-	-	-	-
8	Moong Broken (मूँगको दल)	Kg.	-	-	-	100	100	150	150	150	150	150	-	-
9	Lentil Broken (सुरुरेको दल)	Kg.	-	-	-	100	100	100	100	100	100	100	-	-
10	Soyabean (भटमास)	Kg.	-	-	-	100	100	100	100	100	100	100	-	-
11	Chickpea Big (दुस्रो चना)	Kg.	-	-	-	80	80	80	80	80	80	80	-	-
12	Chickpea Small (सानो चना)	Kg.	-	-	-	70	70	70	70	70	70	70	-	-
13	Pea Big (दुस्रो केसउ)	Kg.	-	-	-	100	100	100	100	100	100	100	-	-
14	Pea Small (सानो केसउ)	Kg.	-	-	-	80	80	80	80	80	80	80	-	-
15	Mustard Oil (नोनीको तेल)	Ltr.	-	-	-	200	200	200	200	200	200	200	-	-
16	Soyabean Oil (भटमासको तेल)	Ltr.	-	-	-	150	150	150	150	150	150	150	-	-
17	Ghee (घिउ)	Kg.	-	-	-	800	800	800	800	800	800	800	-	-
18	Vegetable Ghee (वनस्पति घिउ)	Kg.	-	-	-	140	140	140	140	140	140	140	-	-
19	Chicken (फुसुसको मासु)	Kg.	-	-	-	350	350	350	350	350	350	350	-	-
20	Mutton (खारीको मासु)	Kg.	-	-	-	700	700	700	700	700	700	700	-	-
21	Buff (संगसको मासु)	Kg.	-	-	-	-	-	-	-	-	-	-	-	-
22	Pork (बंगुरको मासु)	Kg.	-	-	-	-	-	-	-	-	-	-	-	-
23	Fish Fresh (ताजा माछा)	Kg.	-	-	-	400	400	400	400	400	400	400	-	-
24	Hen Egg (फुसुसको अण्डा)	Nos.	-	-	-	14	14	14	14	13	13	13	-	-
25	Milk (दुग्ध)	Ltr.	-	-	-	70	70	70	70	70	70	70	-	-
26	Sugar (चिली)	Kg.	-	-	-	70	70	70	70	70	70	70	-	-

Table No. 7.9

PARSA

S.No.	Commodities (वस्तु)	Units (इकाई)	Baishak	Jestha	Asar	Shrawan	Bhadra	Asoj	Kartik	Marg	Poush	Magh	Falgun	Chaitra
1	Rice Coarse (चामल मोटो)	Kg.	-	45.00	-	44.00	44.50	44.50	40.00	40.00	35.50	35.50	35.00	-
2	Rice Medium (चामल मध्यम)	Kg.	-	59.00	-	58.50	57.00	52.50	54.50	52.50	48.00	48.00	49.00	-
3	Rice Fine (चामल जशिलो)	Kg.	-	106.50	-	105.50	108.50	106.00	102.50	102.50	95.00	95.00	94.00	-
4	Flattened Rice Local (स्थानीय चिउरा)	Kg.	-	45.00	-	48.00	47.00	47.00	43.00	42.50	45.50	45.50	44.50	-
5	Wheat Flour (महुँको चिउरो)	Kg.	-	30.50	-	34.00	34.50	37.50	36.00	37.00	39.00	39.00	41.50	-
6	Black Gram (Broken) (मासको दल)	Kg.	-	118.00	-	115.00	116.00	117.50	111.00	114.00	117.00	117.00	118.50	-
7	Pigeon Pea (रहसको दल)	Kg.	-	152.50	-	150.00	154.50	150.00	145.00	150.00	153.00	153.00	153.50	-
8	Moong Broken (मूँगको दल)	Kg.	-	180.00	-	183.00	180.00	180.00	168.00	181.00	186.00	186.00	186.50	-
9	Lentil Broken (सुरुमेको दल)	Kg.	-	120.00	-	117.50	119.00	119.00	113.00	118.00	130.00	130.00	128.00	-
10	Soyabean (भटमास)	Kg.	-	87.50	-	86.00	88.50	87.00	85.00	85.50	86.50	86.50	86.00	-
11	Chickpea Big (डुलो चना)	Kg.	-	118.00	-	117.50	117.50	117.50	114.00	117.00	119.00	119.00	121.00	-
12	Chickpea Small (सानो चना)	Kg.	-	86.00	-	85.00	87.50	86.00	81.50	82.00	86.00	86.00	86.50	-
13	Pea Big (डुलो केसउ)	Kg.	-	76.50	-	75.00	73.50	74.00	72.00	71.00	74.50	74.50	75.00	-
14	Pea Small (सानो केसउ)	Kg.	-	132.50	-	135.00	140.00	136.50	135.00	132.50	133.50	133.50	133.00	-
15	Mustard Oil (तोरीको तेल)	Ltr.	-	185.00	-	190.00	190.00	189.00	146.00	186.50	190.00	190.00	190.00	-
16	Soyabean Oil (भटमासको तेल)	Ltr.	-	150.00	-	149.00	149.00	150.00	146.50	150.00	151.00	151.00	152.00	-
17	Ghee (घिउ)	Kg.	-	1000.00	-	1000.00	1000.00	1000.00	1000.00	1000.00	1000.00	1000.00	1000.00	-
18	Vegetable Ghee (वनस्पति घिउ)	Kg.	-	163.50	-	159.00	160.00	158.00	154.00	154.00	155.00	155.00	156.50	-
19	Chicken (फुसुसको मासु)	Kg.	-	310.00	-	330.00	250.00	250.00	240.00	240.00	240.00	240.00	282.50	-
20	Mutton (खारीको मासु)	Kg.	-	580.00	-	650.00	650.00	650.00	565.00	650.00	650.00	650.00	650.00	-
21	Buff (संग्रको मासु)	Kg.	-	225.00	-	225.00	225.00	225.00	437.50	275.00	275.00	275.00	275.00	-
22	Pork (बंगुरको मासु)	Kg.	-	200.00	-	200.00	200.00	200.00	200.00	250.00	250.00	250.00	250.00	-
23	Fish Fresh (ताजा माछा)	Kg.	-	277.50	-	235.00	230.00	230.00	225.00	250.00	272.50	272.50	272.50	-
24	Hen Egg (फुसुसको अण्डा)	Nos.	-	12.00	-	12.00	11.00	10.00	9.50	12.00	12.00	12.00	12.00	-
25	Milk (दुग्ध)	Ltr.	-	60.00	-	60.00	60.00	60.00	55.00	60.00	60.00	60.00	65.00	-
26	Sugar (चिली)	Kg.	-	65.50	-	70.00	70.00	70.00	66.50	70.00	75.00	75.00	75.00	-

Table No. 7.10

CHITWAN

S.No.	Commodities (वस्तु)	Units (इकाई)	Baishak	Jestha	Asar	Shrawan	Bhadra	Asoj	Kartik	Marg	Poush	Magh	Falgun	Chaitra
1	Rice Coarse (चामल मोटे)	Kg.	-	-	-	45.00	45.00	40.00	40.00	45.00	45.00	45.00	45.00	45.00
2	Rice Medium (चामल मध्यम)	Kg.	-	-	-	55.00	55.00	50.00	50.00	56.00	55.00	52.00	55.00	55.00
3	Rice Fine (चामल जशिलो)	Kg.	-	-	-	60.00	65.00	60.00	60.00	67.50	65.00	65.00	65.00	65.00
4	Flattened Rice Local (स्थानीय चिउरा)	Kg.	-	-	-	55.00	50.00	55.00	60.00	52.50	55.00	55.00	50.00	55.00
5	Wheat Flour (गहुँको चिउरो)	Kg.	-	-	-	40.00	37.00	44.50	39.00	39.50	40.00	40.00	40.00	40.00
6	Black Gram (Broken) (मासको दल)	Kg.	-	-	-	127.50	129.00	130.00	125.00	122.50	130.00	132.50	132.50	135.00
7	Pigeon Pea (रहसको दल)	Kg.	-	-	-	132.50	127.50	125.00	125.00	125.00	130.00	130.00	130.00	135.00
8	Moong Broken (मूँगको दल)	Kg.	-	-	-	150.00	150.00	165.00	160.00	195.00	190.00	180.00	190.00	190.00
9	Lentil Broken (सुरुगेको दल)	Kg.	-	-	-	130.00	130.00	130.00	129.00	130.00	135.00	135.00	130.00	135.00
10	Soyabean (भटमास)	Kg.	-	-	-	87.50	85.00	87.50	87.50	75.00	72.50	75.00	75.00	80.00
11	Chickpea Big (दुस्रो चना)	Kg.	-	-	-	85.00	80.00	80.00	80.00	72.50	72.50	71.00	72.00	80.00
12	Chickpea Small (सानो चना)	Kg.	-	-	-	75.00	75.00	75.00	77.50	70.00	-	75.00	75.00	75.00
13	Pea Big (दुस्रो केसउ)	Kg.	-	-	-	70.00	70.00	80.00	80.00	65.00	61.50	60.00	60.00	63.50
14	Pea Small (सानो केसउ)	Kg.	-	-	-	75.00	75.00	75.00	65.00	-	76.00	75.00	75.00	75.00
15	Mustard Oil (नौरीको तेल)	Ltr.	-	-	-	140.00	135.00	140.00	135.00	140.00	145.00	150.00	145.00	160.00
16	Soyabean Oil (भटमासको तेल)	Ltr.	-	-	-	135.00	135.00	130.00	127.50	125.00	135.00	140.00	137.50	140.00
17	Ghee (घिउ)	Kg.	-	-	-	700.00	700.00	700.00	700.00	700.00	700.00	750.00	750.00	750.00
18	Vegetable Ghee (वनस्पति घिउ)	Kg.	-	-	-	-	-	125.00	-	112.00	-	125.00	-	-
19	Chicken (फुसुसको मासु)	Kg.	-	-	-	270.00	255.00	260.00	240.00	225.00	230.00	265.00	325.00	320.00
20	Mutton (खारीको मासु)	Kg.	-	-	-	650.00	650.00	650.00	650.00	650.00	650.00	650.00	650.00	650.00
21	Buff (संग्रको मासु)	Kg.	-	-	-	300.00	290.00	280.00	280.00	285.00	285.00	280.00	280.00	280.00
22	Pork (बंगुरको मासु)	Kg.	-	-	-	280.00	310.00	300.00	300.00	300.00	300.00	300.00	300.00	300.00
23	Fish Fresh (नाजा माछा)	Kg.	-	-	-	300.00	240.00	230.00	230.00	220.00	230.00	230.00	230.00	230.00
24	Hen Egg (फुसुसको अण्डा)	Nos.	-	-	-	12.50	11.75	12.00	12.00	12.00	12.00	11.50	12.00	11.00
25	Milk (दुग्ध)	Ltr.	-	-	-	55.00	55.00	55.00	55.00	55.00	59.50	64.00	64.00	64.00
26	Sugar (चिली)	Kg.	-	-	-	70.00	65.00	65.00	65.00	65.00	63.50	63.50	65.00	65.00

Table No. 7.11

PALPA

S.No.	Commodities (वस्तु)	Units (इकाई)	Baishak	Jestha	Asar	Shrawan	Bhadra	Asoj	Kartik	Marg	Poush	Magh	Falgun	Chaitra
1	Rice Coarse (चामल मोटो)	Kg.	44.00	44.00	44.00	44.00	-	44.00	44.00	40.50	42.80	45.00	-	-
2	Rice Medium (चामल मध्यम)	Kg.	54.80	54.80	54.80	54.80	-	55.00	55.00	52.50	54.60	55.00	-	-
3	Rice Fine (चामल जशिलो)	Kg.	91.20	138.60	138.60	137.60	-	138.00	138.00	138.00	138.30	139.00	-	-
4	Flattened Rice Local (स्थानीय चिउरा)	Kg.	54.40	56.80	56.80	62.00	-	64.00	64.50	64.50	63.90	65.00	-	-
5	Wheat Flour (गहुँको चिउरो)	Kg.	42.20	40.80	40.80	40.80	-	40.00	40.50	40.50	40.00	64.00	-	-
6	Black Gram (Broken) (मासको दल)	Kg.	128.20	125.20	125.20	128.00	-	128.00	128.00	128.00	127.50	40.00	-	-
7	Pigeon Pea (रहसको दल)	Kg.	130.80	128.70	130.00	135.40	-	135.00	135.00	135.00	137.90	127.00	-	-
8	Moong Broken (मूँगको दल)	Kg.	189.00	198.20	198.20	198.20	-	198.00	198.00	198.00	196.30	141.00	-	-
9	Lentil Broken (सुरुमेको दल)	Kg.	119.60	119.60	119.60	129.20	-	129.00	129.00	129.00	133.60	195.00	-	-
10	Soyabean (भटमास)	Kg.	92.60	92.60	92.60	92.60	-	93.00	93.00	93.00	92.80	138.00	-	-
11	Chickpea Big (ठुलो चना)	Kg.	81.80	81.80	81.80	81.80	-	82.00	82.00	82.00	81.90	93.00	-	-
12	Chickpea Small (सानो चना)	Kg.	88.40	88.40	88.40	88.40	-	85.00	85.00	85.00	85.10	82.00	-	-
13	Pea Big (ठुलो केसउ)	Kg.	68.40	68.40	68.40	68.80	-	68.00	68.00	68.00	67.80	85.00	-	-
14	Pea Small (सानो केसउ)	Kg.	-	-	-	-	-	-	-	-	-	68.00	-	-
15	Mustard Oil (तोरीको तेल)	Ltr.	143.20	140.40	140.40	140.40	-	140.00	140.00	140.00	140.00	140.00	-	-
16	Soyabean Oil (भटमासको तेल)	Ltr.	134.20	131.20	131.20	131.20	-	130.00	130.00	130.00	126.50	123.00	-	-
17	Ghee (घिउ)	Kg.	850.00	850.00	850.00	850.00	-	850.00	850.00	850.00	900.00	950.00	-	-
18	Vegetable Ghee (वनस्पति घिउ)	Kg.	134.40	131.60	131.60	131.60	-	132.00	133.50	133.50	133.30	132.00	-	-
19	Chicken (फुसुसको मासु)	Kg.	340.00	340.00	340.00	360.00	-	280.00	280.00	280.00	290.00	300.00	-	-
20	Mutton (खारीको मासु)	Kg.	600.00	600.00	600.00	600.00	-	600.00	600.00	600.00	600.00	600.00	-	-
21	Buff (संग्रको मासु)	Kg.	-	-	-	-	-	-	-	-	-	-	-	-
22	Pork (बंगुरको मासु)	Kg.	282.10	282.00	282.00	290.00	-	290.00	290.00	290.00	290.00	290.00	-	-
23	Fish Fresh (ताजा माछा)	Kg.	320.00	320.00	320.00	320.00	-	350.00	350.00	350.00	350.00	350.00	-	-
24	Hen Egg (फुसुसको अण्डा)	Nos.	11.60	12.60	12.80	12.80	-	12.00	12.00	12.00	12.00	12.00	-	-
25	Milk (दुग्ध)	Ltr.	56.00	56.00	56.00	56.00	-	56.00	56.00	56.00	60.00	64.00	-	-
26	Sugar (चिली)	Kg.	68.80	70.00	69.40	69.40	-	69.00	69.00	69.00	67.60	66.00	-	-

Table No. 7.12

RUPANDEHI

S.No.	Commodities (वस्तु)	Units (इकाई)	Baishak	Jestha	Asar	Shrawan	Bhadra	Asoj	Kartik	Marg	Poush	Magh	Falgun	Chaitra
1	Rice Coarse (वामल मोटे)	Kg.	30.00	–	35.00	35.00	35.00	34.50	34.50	35.50	28.50	28.50	29.00	33.00
2	Rice Medium (वामल मध्यम)	Kg.	35.00	–	42.00	42.00	39.00	45.00	45.00	45.00	37.00	37.00	35.00	37.50
3	Rice Fine (वामल जशिलो)	Kg.	42.00	–	55.00	175.00	40.00	60.00	60.00	60.00	41.00	41.00	42.00	42.50
4	Flattened Rice Local (स्थानीय चिउरा)	Kg.	50.00	–	48.00	70.00	60.00	70.00	70.00	70.00	60.00	60.00	60.00	70.00
5	Wheat Flour (महुँको चिउरो)	Kg.	42.00	–	36.00	33.00	40.00	42.50	42.50	42.50	29.00	29.00	45.00	35.50
6	Black Gram (Broken) (मासको दल)	Kg.	120.00	–	110.00	120.00	120.00	125.00	125.00	125.00	125.00	125.00	160.00	130.00
7	Pigeon Pea (रहसको दल)	Kg.	135.00	–	120.00	120.00	–	135.00	135.00	135.00	120.00	120.00	150.00	140.00
8	Moong Broken (मूंगको दल)	Kg.	160.00	–	–	180.00	135.00	199.00	199.00	199.00	190.00	190.00	200.00	200.00
9	Lentil Broken (सुरुगेको दल)	Kg.	120.00	–	120.00	120.00	–	130.00	130.00	130.00	130.00	130.00	140.00	127.50
10	Soyabean (भटमास)	Kg.	90.00	–	–	90.00	130.00	90.00	90.00	90.00	80.00	80.00	90.00	77.50
11	Chickpea Big (दुस्रो चना)	Kg.	85.00	–	64.00	80.00	90.00	85.00	85.00	85.00	81.00	81.00	90.00	85.00
12	Chickpea Small (सानो चना)	Kg.	80.00	–	64.00	80.00	80.00	80.00	80.00	80.00	76.00	76.00	80.00	80.00
13	Pea Big (दुस्रो केसउ)	Kg.	70.00	–	70.00	100.00	85.00	82.50	82.50	82.50	117.50	117.50	70.00	67.50
14	Pea Small (सानो केसउ)	Kg.	65.00	–	–	70.00	75.00	75.00	75.00	75.00	97.50	97.50	70.00	–
15	Mustard Oil (तोरीको तेल)	Ltr.	166.00	–	128.00	125.00	170.00	175.00	175.00	175.00	120.00	120.00	180.00	140.00
16	Soyabean Oil (भटमासको तेल)	Ltr.	135.00	–	150.00	80.00	130.00	127.50	127.50	127.50	230.00	230.00	124.00	120.00
17	Ghee (घिस)	Kg.	800.00	–	–	900.00	725.00	702.50	702.50	702.50	800.00	800.00	750.00	790.00
18	Vegetable Ghee (वनस्पति घिस)	Kg.	120.00	–	–	115.00	120.00	115.00	115.00	115.00	107.50	107.50	120.00	115.00
19	Chicken (फुसुसको मासु)	Kg.	320.00	–	–	330.00	300.00	300.00	300.00	300.00	330.00	330.00	320.00	330.00
20	Mutton (खारीको मासु)	Kg.	600.00	–	–	600.00	600.00	625.00	625.00	625.00	570.00	570.00	650.00	640.00
21	Buff (संगसको मासु)	Kg.	300.00	–	–	–	300.00	300.00	300.00	300.00	–	–	–	–
22	Pork (बंगुरको मासु)	Kg.	300.00	–	–	300.00	–	295.00	295.00	295.00	300.00	300.00	300.00	300.00
23	Fish Fresh (ताजा माछा)	Kg.	250.00	–	–	350.00	280.00	315.00	315.00	315.00	285.00	285.00	300.00	280.00
24	Hen Egg (फुसुसको अण्डा)	Nos.	12.00	–	–	10.30	9.66	10.50	10.50	10.50	10.00	10.00	12.00	12.50
25	Milk (दुग्ध)	Ltr.	50.00	–	–	50.00	50.00	50.00	50.00	50.00	54.00	54.00	60.00	60.00
26	Sugar (चिली)	Kg.	78.00	–	–	68.00	65.00	65.00	65.00	65.00	52.00	52.00	56.00	61.00

Table No. 7.13

JUMLA

S.No.	Commodities (वस्तु)	Units (इकाई)	Baishak	Jestha	Asar	Shrawan	Bhadra	Asoj	Kartik	Marg	Poush	Magh	Falgun	Chaitra
1	Rice Coarse (चामल मोटो)	Kg.	60.00	60.00	60.00	60.00	60.00	-	60.00	60.00	60.00	60.00	60.00	60.00
2	Rice Medium (चामल मध्यम)	Kg.	66.00	66.00	66.00	66.00	66.00	-	66.00	66.00	66.00	66.00	66.00	66.00
3	Rice Fine (चामल जशिलो)	Kg.	70.00	70.00	70.00	70.00	70.00	-	70.00	70.00	70.00	70.00	70.00	70.00
4	Flattened Rice Local (स्थानीय चिउरा)	Kg.	-	-	-	-	-	-	-	-	-	90.00	90.00	90.00
5	Wheat Flour (महुँको चिउरो)	Kg.	70.00	70.00	70.00	70.00	70.00	-	70.00	70.00	70.00	70.00	70.00	70.00
6	Black Gram (Broken) (मासको दल)	Kg.	100.00	100.00	100.00	125.00	100.00	-	150.00	150.00	150.00	150.00	150.00	125.00
7	Pigeon Pea (रहसको दल)	Kg.	-	-	-	-	-	-	-	-	-	-	-	-
8	Moong Broken (मूँगको दल)	Kg.	-	-	-	-	-	-	-	-	-	-	-	-
9	Lentil Broken (सुरुरेको दल)	Kg.	100.00	100.00	100.00	125.00	100.00	-	150.00	150.00	150.00	150.00	150.00	125.00
10	Soyabean (भटमास)	Kg.	50.00	50.00	50.00	50.00	50.00	-	50.00	50.00	50.00	50.00	50.00	50.00
11	Chickpea Big (ठुलो चना)	Kg.	80.00	80.00	80.00	80.00	80.00	-	80.00	80.00	80.00	80.00	80.00	80.00
12	Chickpea Small (सानो चना)	Kg.	80.00	80.00	80.00	80.00	80.00	-	80.00	80.00	80.00	80.00	80.00	80.00
13	Pea Big (ठुलो केसउ)	Kg.	60.00	60.00	60.00	60.00	60.00	-	60.00	60.00	60.00	80.00	80.00	70.00
14	Pea Small (सानो केसउ)	Kg.	60.00	60.00	60.00	60.00	60.00	-	60.00	60.00	60.00	100.00	100.00	80.00
15	Mustard Oil (तोरीको तेल)	Ltr.	180.00	180.00	180.00	180.00	200.00	-	180.00	120.00	120.00	200.00	200.00	200.00
16	Soyabean Oil (भटमासको तेल)	Ltr.	160.00	160.00	160.00	160.00	180.00	-	160.00	160.00	160.00	180.00	180.00	180.00
17	Ghee (घिस)	Kg.	475.00	700.00	700.00	700.00	700.00	-	350.00	350.00	350.00	350.00	350.00	525.00
18	Vegetable Ghee (वनस्पति घिस)	Kg.	-	-	-	-	-	-	-	-	-	-	90.00	90.00
19	Chicken (फुसुसको मासु)	Kg.	440.00	440.00	440.00	440.00	440.00	-	440.00	440.00	440.00	440.00	440.00	440.00
20	Mutton (खारीको मासु)	Kg.	550.00	550.00	550.00	550.00	550.00	-	550.00	550.00	550.00	600.00	600.00	600.00
21	Buff (संग्रको मासु)	Kg.	300.00	300.00	300.00	300.00	300.00	-	300.00	300.00	300.00	300.00	300.00	300.00
22	Pork (बंगुरको मासु)	Kg.	-	-	-	-	-	-	-	-	-	300.00	-	-
23	Fish Fresh (ताजा माछा)	Kg.	500.00	500.00	500.00	500.00	-	-	500.00	500.00	500.00	620.00	620.00	560.00
24	Hen Egg (फुसुसको अण्डा)	Nos.	-	-	-	-	-	-	13.00	13.00	12.50	12.00	12.00	12.00
25	Milk (दुग्ध)	Ltr.	100.00	100.00	100.00	100.00	100.00	-	100.00	100.00	100.00	100.00	100.00	100.00
26	Sugar (चिली)	Kg.	90.00	90.00	90.00	90.00	100.00	-	90.00	90.00	90.00	65.00	100.00	100.00

Table No. 7.14

ACHHAM

S.No.	Commodities (वस्तु)	Units (इकाई)	Baishak	Jestha	Asar	Shrawan	Bhadra	Asoj	Kartik	Marg	Poush	Magh	Falgun	Chaitra
1	Rice Coarse (चामल मोटो)	Kg.	40.00	40.00	40.00	40.00	40.00	45.00	45.00	42.50	40.00	40.00	40.00	40.00
2	Rice Medium (चामल मध्यम)	Kg.	65.00	60.00	60.00	60.00	60.00	50.00	50.00	50.00	50.00	55.00	55.00	55.00
3	Rice Fine (चामल जशिलो)	Kg.	75.00	65.00	65.00	65.00	65.00	65.00	65.00	65.00	65.00	70.00	70.00	70.00
4	Flattened Rice Local (स्थानीय चिउरा)	Kg.	60.00	60.00	60.00	60.00	60.00	70.00	70.00	60.00	50.00	70.00	70.00	70.00
5	Wheat Flour (गहुँको चिउरो)	Kg.	42.00	42.00	42.00	40.00	40.00	42.00	42.00	42.00	42.00	42.00	42.00	42.00
6	Black Gram (Broken) (मासको दल)	Kg.	120.00	125.00	125.00	130.00	130.00	140.00	140.00	140.00	140.00	140.00	140.00	140.00
7	Pigeon Pea (रहसको दल)	Kg.	140.00	150.00	150.00	140.00	140.00	150.00	150.00	160.00	160.00	170.00	170.00	170.00
8	Moong Broken (मूंगको दल)	Kg.	160.00	170.00	170.00	180.00	180.00	190.00	190.00	185.00	180.00	180.00	180.00	180.00
9	Lentil Broken (सुरुगेको दल)	Kg.	130.00	130.00	130.00	130.00	130.00	140.00	140.00	137.50	135.00	135.00	135.00	135.00
10	Soyabean (भटमास)	Kg.	60.00	60.00	60.00	60.00	60.00	60.00	60.00	60.00	60.00	60.00	60.00	60.00
11	Chickpea Big (दुस्रो चना)	Kg.	110.00	100.00	100.00	100.00	100.00	100.00	100.00	100.00	100.00	100.00	100.00	100.00
12	Chickpea Small (सानो चना)	Kg.	100.00	80.00	80.00	80.00	80.00	80.00	80.00	90.00	90.00	90.00	90.00	90.00
13	Pea Big (दुस्रो केसउ)	Kg.	80.00	80.00	80.00	100.00	100.00	100.00	100.00	80.00	80.00	80.00	80.00	80.00
14	Pea Small (सानो केसउ)	Kg.	70.00	70.00	70.00	80.00	80.00	80.00	80.00	65.00	60.00	70.00	70.00	70.00
15	Mustard Oil (नैनीको तेल)	Ltr.	170.00	170.00	170.00	180.00	180.00	170.00	170.00	170.00	170.00	170.00	170.00	170.00
16	Soyabean Oil (भटमासको तेल)	Ltr.	150.00	150.00	150.00	150.00	150.00	150.00	150.00	150.00	150.00	150.00	150.00	150.00
17	Ghee (घिउ)	Kg.	500.00	450.00	450.00	500.00	500.00	500.00	500.00	500.00	500.00	500.00	500.00	500.00
18	Vegetable Ghee (वनस्पति घिउ)	Kg.	150.00	150.00	150.00	180.00	180.00	150.00	150.00	150.00	150.00	150.00	150.00	150.00
19	Chicken (फुसुसको मासु)	Kg.	380.00	380.00	380.00	400.00	400.00	400.00	400.00	380.00	380.00	400.00	400.00	400.00
20	Mutton (खारीको मासु)	Kg.	500.00	450.00	450.00	500.00	500.00	500.00	500.00	500.00	500.00	550.00	550.00	550.00
21	Buff (संग्रको मासु)	Kg.	-	-	-	200.00	200.00	-	-	-	-	-	-	-
22	Pork (बंगुरको मासु)	Kg.	-	-	-	300.00	300.00	-	-	-	-	-	-	-
23	Fish Fresh (नाजा माछा)	Kg.	450.00	450.00	450.00	450.00	450.00	450.00	450.00	450.00	450.00	450.00	450.00	450.00
24	Hen Egg (फुसुसको अण्डा)	Nos.	15.00	15.00	15.00	15.00	15.00	10.00	10.00	15.00	15.00	15.00	15.00	15.00
25	Milk (दुग्ध)	Ltr.	60.00	60.00	60.00	60.00	60.00	60.00	60.00	60.00	60.00	60.00	60.00	60.00
26	Sugar (चिली)	Kg.	85.00	85.00	85.00	80.00	80.00	85.00	85.00	82.50	80.00	80.00	80.00	80.00

Table No. 7.15

SURKHET

S.No.	Commodities (वस्तु)	Units (इकाई)	Baishak	Jestha	Asar	Shrawan	Bhadra	Asoj	Kartik	Marg	Poush	Magh	Falgun	Chaitra
1	Rice Coarse (वामल मोटे)	Kg.	35.00	36.00	-	37.00	41.00	41.00	41.00	41.00	41.00	41.00	41.00	41.00
2	Rice Medium (वामल मध्यम)	Kg.	46.50	48.00	-	49.00	47.00	47.00	47.00	47.50	48.00	48.00	69.00	69.00
3	Rice Fine (वामल जशिलो)	Kg.	67.00	67.00	-	67.00	68.00	68.00	68.00	68.00	69.00	69.50	152.00	152.00
4	Flattened Rice Local (स्थानीय चिउरा)	Kg.	58.00	67.00	-	67.00	67.00	67.00	67.00	68.00	67.00	65.50	64.00	64.00
5	Wheat Flour (गहुँको चिउरो)	Kg.	42.50	45.00	-	45.00	45.00	45.00	45.00	45.00	45.00	44.50	44.00	44.00
6	Black Gram (Broken) (मासको दल)	Kg.	121.00	122.00	-	122.00	127.00	127.00	127.00	127.00	127.00	128.00	129.00	129.00
7	Pigeon Pea (रहस्यो दल)	Kg.	132.00	139.00	-	137.00	140.00	140.00	140.00	140.00	140.00	144.50	149.00	149.00
8	Moong Broken (मूँगको दल)	Kg.	158.00	158.00	-	158.00	160.00	160.00	160.00	160.00	160.00	162.00	172.00	172.00
9	Lentil Broken (सुरुमेको दल)	Kg.	112.00	112.00	-	112.00	120.00	120.00	120.00	120.00	120.00	119.00	118.00	118.00
10	Soyabean (भटमास)	Kg.	75.00	70.00	-	80.00	80.00	75.00	78.00	80.00	80.00	75.50	72.00	70.00
11	Chickpea Big (दुस्रो चना)	Kg.	93.00	90.00	-	90.00	90.00	90.00	90.00	90.00	90.00	90.00	90.00	90.00
12	Chickpea Small (सानो चना)	Kg.	85.00	85.00	-	85.00	85.00	85.00	85.00	85.00	80.00	75.00	80.00	85.00
13	Pea Big (दुस्रो केराउ)	Kg.	76.50	71.00	-	72.00	72.00	72.00	72.00	72.00	72.00	71.50	71.00	71.00
14	Pea Small (सानो केराउ)	Kg.	69.00	66.00	-	68.00	68.00	68.00	68.00	68.00	68.00	67.50	67.00	67.00
15	Mustard Oil (तोरीको तेल)	Ltr.	182.00	182.00	-	183.00	183.00	183.00	183.00	183.00	183.00	183.50	184.00	184.00
16	Soyabean Oil (भटमासको तेल)	Ltr.	158.00	158.00	-	158.00	158.00	158.00	158.00	158.00	158.00	157.50	157.00	157.00
17	Ghee (घिउ)	Kg.	600.00	600.00	-	600.00	700.00	700.00	700.00	700.00	700.00	720.00	740.00	740.00
18	Vegetable Ghee (वनस्पति घिउ)	Kg.	130.00	130.00	-	130.00	135.00	130.00	130.00	135.00	132.50	130.00	127.50	130.00
19	Chicken (फुसुसको मासु)	Kg.	320.00	322.00	-	328.00	335.00	350.00	350.00	323.00	334.50	300.50	310.00	345.00
20	Mutton (खारीको मासु)	Kg.	500.00	500.00	-	500.00	500.00	500.00	500.00	500.00	500.00	500.00	500.00	500.00
21	Buff (संग्रको मासु)	Kg.	232.00	232.00	-	235.00	275.00	293.00	291.50	280.00	273.50	274.00	278.00	278.00
22	Pork (बंगुरको मासु)	Kg.	-	-	-	-	-	-	-	-	-	248.00	230.00	230.00
23	Fish Fresh (ताजा माछा)	Kg.	278.00	278.00	-	278.00	278.00	278.00	310.50	350.00	350.00	306.50	308.00	308.00
24	Hen Egg (फुसुसको अण्डा)	Nos.	13.00	13.00	-	13.00	13.00	13.00	13.00	13.00	13.00	12.50	12.00	12.00
25	Milk (दुग्ध)	Ltr.	50.00	50.00	-	50.00	50.00	50.00	50.00	50.00	50.00	53.50	54.00	56.00
26	Sugar (चिली)	Kg.	78.00	78.00	-	78.00	78.00	74.00	72.00	78.00	76.50	77.00	77.00	77.00

Table No. 7.16

BANKE

S.No.	Commodities (वस्तु)	Units (इकाई)	Baishak	Jestha	Asar	Shrawan	Bhadra	Asoj	Kartik	Marg	Poush	Magh	Falgun	Chaitra
1	Rice Coarse (चामल मोटो)	Kg.	-	-	-	37.00	37.00	37.00	37.00	37.00	36.50	37.00	37.00	37.00
2	Rice Medium (चामल मध्यम)	Kg.	-	-	-	45.00	45.00	45.00	45.00	45.00	45.50	45.00	45.00	45.00
3	Rice Fine (चामल जशिलो)	Kg.	-	-	-	60.00	60.00	71.00	71.00	83.00	83.00	83.00	83.00	83.00
4	Flattened Rice Local (स्थानीय चिउरा)	Kg.	-	-	-	48.33	48.33	48.00	48.00	50.00	50.00	50.00	50.00	50.00
5	Wheat Flour (गहुँको पिठो)	Kg.	-	-	-	38.00	38.00	38.00	38.00	38.00	38.00	38.00	38.00	38.00
6	Black Gram (Broken) (मासको दल)	Kg.	-	-	-	106.67	106.67	107.00	107.00	110.00	110.00	110.00	113.67	115.00
7	Pigeon Pea (रहसको दल)	Kg.	-	-	-	106.67	106.67	127.00	127.00	110.00	110.00	110.00	135.00	150.00
8	Moong Broken (मूँगको दल)	Kg.	-	-	-	126.67	126.67	145.00	145.00	142.00	142.00	140.00	145.00	150.00
9	Lentil Broken (सुरुमेको दल)	Kg.	-	-	-	86.67	86.67	87.00	87.00	90.00	90.00	90.00	95.00	102.50
10	Soyabean (भटमास)	Kg.	-	-	-	85.00	85.00	83.00	83.00	81.50	81.00	81.67	85.83	90.00
11	Chickpea Big (दुस्रो चना)	Kg.	-	-	-	78.33	78.33	78.00	78.00	82.00	82.00	81.67	81.67	81.67
12	Chickpea Small (सानो चना)	Kg.	-	-	-	63.33	63.33	67.00	67.00	65.00	65.00	65.00	65.00	65.00
13	Pea Big (दुस्रो केराउ)	Kg.	-	-	-	48.33	48.33	48.00	48.00	50.00	50.00	50.00	50.00	50.00
14	Pea Small (सानो केराउ)	Kg.	-	-	-	40.00	40.00	40.00	40.00	40.00	40.00	40.00	40.00	40.00
15	Mustard Oil (नोनीको तेल)	Ltr.	-	-	-	200.00	200.00	200.00	200.00	200.00	200.00	200.00	200.00	200.00
16	Soyabean Oil (भटमासको तेल)	Ltr.	-	-	-	160.00	160.00	160.00	160.00	160.00	160.00	160.00	160.00	160.00
17	Ghee (घिस)	Kg.	-	-	-	800.00	800.00	800.00	800.00	800.00	800.00	800.00	800.00	800.00
18	Vegetable Ghee (वनस्पति घिस)	Kg.	-	-	-	120.00	120.00	120.00	120.00	120.00	120.00	120.00	120.00	120.00
19	Chicken (फुसुसको मासु)	Kg.	-	-	-	310.00	310.00	310.00	310.00	300.00	300.00	300.00	300.00	300.00
20	Mutton (खारीको मासु)	Kg.	-	-	-	600.00	600.00	600.00	600.00	600.00	600.00	600.00	600.00	600.00
21	Buff (संग्रको मासु)	Kg.	-	-	-	250.00	250.00	250.00	250.00	250.00	250.00	250.00	250.00	250.00
22	Pork (बंगुरको मासु)	Kg.	-	-	-	200.00	200.00	200.00	200.00	200.00	200.00	210.00	225.00	225.00
23	Fish Fresh (ताजा माछा)	Kg.	-	-	-	300.00	300.00	300.00	300.00	165.00	300.00	300.00	300.00	300.00
24	Hen Egg (फुसुसको अण्डा)	Nos.	-	-	-	12.00	12.00	12.00	12.00	12.00	12.00	11.00	11.00	11.00
25	Milk (दुग्ध)	Ltr.	-	-	-	48.33	48.33	49.00	49.00	50.00	50.00	50.00	50.00	50.00
26	Sugar (चिली)	Kg.	-	-	-	62.00	62.00	64.00	64.00	65.00	65.00	65.00	65.00	65.00

Table No. 7.17

DOTI

S.No.	Commodities (वस्तु)	Units (इकाई)	Baishak	Jestha	Asar	Shrawan	Bhadra	Asoj	Kartik	Marg	Poush	Magh	Falgun	Chaitra
1	Rice Coarse (चामल मोटो)	Kg.	35.10	36.20	-	39.00	39.00	40.00	40.00	39.00	39.50	40.00	40.00	-
2	Rice Medium (चामल मध्यम)	Kg.	-	-	-	-	-	-	-	-	39.00	39.00	42.00	-
3	Rice Fine (चामल जशिलो)	Kg.	58.80	59.60	-	67.00	63.50	67.00	69.00	64.50	64.00	68.00	68.00	-
4	Flattened Rice Local (स्थानीय चिउरा)	Kg.	59.50	60.00	-	60.00	67.00	67.00	67.00	63.00	66.50	66.00	67.00	-
5	Wheat Flour (महुँको चिउरो)	Kg.	37.40	37.60	-	41.00	39.00	41.00	41.00	39.00	42.50	44.00	44.00	-
6	Black Gram (Broken) (मासको दल)	Kg.	135.00	134.00	-	148.00	158.00	160.00	169.00	143.50	151.50	152.00	152.00	-
7	Pigeon Pea (रहस्यो दल)	Kg.	137.00	137.00	-	150.00	155.50	180.00	180.00	163.00	181.00	182.00	182.00	-
8	Moong Broken (मूँगको दल)	Kg.	179.00	179.00	-	180.00	183.00	202.00	202.00	186.00	201.00	200.00	200.00	-
9	Lentil Broken (सुरुमेको दल)	Kg.	127.00	128.00	-	134.00	130.50	137.00	156.00	142.50	151.50	149.00	149.00	-
10	Soyabean (भटमास)	Kg.	67.00	71.00	-	80.00	76.50	86.00	72.00	65.50	74.50	74.00	74.00	-
11	Chickpea Big (ठुलो चना)	Kg.	109.00	113.00	-	122.00	122.00	122.00	122.00	107.00	114.00	106.00	106.00	-
12	Chickpea Small (सानो चना)	Kg.	-	-	-	-	-	-	-	170.00	120.00	120.00	120.00	-
13	Pea Big (ठुलो केचउ)	Kg.	86.00	88.00	-	102.00	109.00	118.00	118.00	86.00	113.00	108.00	108.00	-
14	Pea Small (सानो केचउ)	Kg.	-	-	-	-	-	-	-	-	100.00	100.00	100.00	-
15	Mustard Oil (तोरीको तेल)	Ltr.	170.00	170.00	-	170.00	164.50	170.00	170.00	159.00	170.00	170.00	170.00	-
16	Soyabean Oil (भटमासको तेल)	Ltr.	127.00	127.00	-	131.00	151.00	156.00	156.00	158.00	159.50	163.00	163.00	-
17	Ghee (घिउ)	Kg.	540.00	550.00	-	554.00	562.50	600.00	600.00	565.00	600.00	600.00	600.00	-
18	Vegetable Ghee (वनस्पति घिउ)	Kg.	123.00	123.00	-	-	-	-	-	229.50	160.00	160.00	160.00	-
19	Chicken (फुसुसको मासु)	Kg.	466.00	384.00	-	400.00	390.00	400.00	400.00	475.00	400.00	400.00	400.00	-
20	Mutton (खारीको मासु)	Kg.	467.00	550.00	-	550.00	575.00	600.00	600.00	490.00	600.00	600.00	600.00	-
21	Buff (संग्रको मासु)	Kg.	-	-	-	-	-	-	-	350.00	264.00	264.00	264.00	-
22	Pork (बंगुरको मासु)	Kg.	-	-	-	-	-	-	-	-	300.00	300.00	300.00	-
23	Fish Fresh (ताजा माछा)	Kg.	392.00	400.00	-	400.00	375.00	-	-	-	400.00	400.00	400.00	-
24	Hen Egg (फुसुसको अण्डा)	Nos.	-	-	-	-	-	-	-	-	15.00	15.00	15.00	-
25	Milk (दुग्ध)	Ltr.	67.00	67.00	-	90.00	81.00	90.00	90.00	72.00	90.00	90.00	90.00	-
26	Sugar (चिली)	Kg.	80.30	80.00	-	90.00	82.00	85.00	85.00	78.00	80.00	80.00	80.00	-

Table No. 7.18

KAILALI

S.No.	Commodities (वस्तु)	Units (इकाई)	Baishak	Jestha	Asar	Shrawan	Bhadra	Asoj	Kartik	Marg	Poush	Magh	Falgun	Chaitra
1	Rice Coarse (चामल मोटो)	Kg.	37.00	40.00	36.00	37.00	37.50	33.00	34.00	37.00	33.00	39.00	38.00	-
2	Rice Medium (चामल मध्यम)	Kg.	49.00	47.00	43.00	47.40	42.00	45.00	45.50	41.00	38.00	43.50	47.00	-
3	Rice Fine (चामल जशिलो)	Kg.	55.50	53.00	55.00	56.40	46.50	81.00	66.00	52.50	46.00	56.00	58.00	-
4	Flattened Rice Local (स्थानीय चिउरा)	Kg.	55.00	55.00	58.00	60.00	47.00	56.00	58.00	59.00	62.50	60.50	59.50	-
5	Wheat Flour (गहुँको पिठो)	Kg.	35.80	38.80	40.60	40.00	35.00	41.00	37.00	35.50	34.00	42.00	42.00	-
6	Black Gram (Broken) (मासको दल)	Kg.	125.00	122.00	130.00	132.00	88.00	157.00	151.50	136.50	122.00	139.00	135.50	-
7	Pigeon Pea (रहको दल)	Kg.	125.50	124.00	130.00	128.00	81.50	142.00	140.00	139.00	126.00	138.00	138.00	-
8	Moong Broken (मूँगको दल)	Kg.	183.00	167.00	180.00	164.00	96.50	176.00	165.50	176.00	130.00	177.50	170.50	-
9	Lentil Broken (सुरुगेको दल)	Kg.	122.00	120.00	128.00	122.00	79.00	117.00	123.50	128.00	126.00	140.50	137.00	-
10	Soyabean (भटमास)	Kg.	91.00	90.00	80.00	86.00	61.50	76.00	83.00	82.00	95.50	83.50	83.50	-
11	Chickpea Big (दुस्रो चना)	Kg.	103.00	90.00	80.00	88.00	61.50	80.00	95.00	86.00	90.00	112.00	106.00	-
12	Chickpea Small (सानो चना)	Kg.	100.00	82.00	90.00	88.00	61.50	74.00	80.00	75.00	91.50	89.50	84.00	-
13	Pea Big (दुस्रो केचउ)	Kg.	81.00	70.00	80.00	88.00	56.50	62.00	79.00	92.00	84.00	84.00	88.00	-
14	Pea Small (सानो केचउ)	Kg.	80.00	78.00	80.00	78.00	55.50	56.00	58.50	61.00	91.50	78.00	77.00	-
15	Mustard Oil (नैनीको तेल)	Ltr.	160.00	155.00	160.00	160.00	96.50	200.00	180.00	160.00	160.00	160.00	161.00	-
16	Soyabean Oil (भटमासको तेल)	Ltr.	140.00	140.00	140.00	140.00	86.50	167.00	122.50	140.00	145.00	134.00	136.00	-
17	Ghee (घिउ)	Kg.	605.00	570.00	656.00	600.00	341.50	900.00	750.00	660.00	650.00	655.00	660.00	-
18	Vegetable Ghee (वनस्पति घिउ)	Kg.	130.00	130.00	130.00	130.00	81.50	123.00	140.50	150.00	148.50	132.00	128.00	-
19	Chicken (फुसुसको मासु)	Kg.	300.00	280.00	320.00	340.00	181.50	310.00	299.00	296.00	292.00	292.00	302.00	-
20	Mutton (खारीको मासु)	Kg.	550.00	550.00	600.00	600.00	316.50	600.00	600.00	600.00	645.00	620.00	600.00	-
21	Buff (संग्रको मासु)	Kg.	-	-	-	300.00	33.00	300.00	300.00	-	-	-	-	-
22	Pork (बंगुरको मासु)	Kg.	-	-	-	-	33.00	300.00	300.00	-	-	-	-	-
23	Fish Fresh (ताजा माछा)	Kg.	200.00	280.00	236.00	310.00	136.50	223.00	236.50	260.00	270.00	270.00	250.00	-
24	Hen Egg (फुसुसको अण्डा)	Nos.	12.00	12.00	14.00	10.80	21.90	12.00	12.00	12.00	12.00	12.00	12.00	-
25	Milk (दुग्ध)	Ltr.	50.00	50.00	50.00	50.00	41.50	50.00	54.50	51.00	52.00	54.00	54.00	-
26	Sugar (चिली)	Kg.	70.00	70.00	70.00	72.00	52.50	70.00	68.50	69.50	69.00	68.50	69.00	-

Source : Agribusiness Promotion and Marketing Development Directorate, Hariharbhawan

Note : 1. Dash or Blank in Price Indicates Unavailable

Table No.8.1

DISTRICT LEVEL RETAIL PRICE OF SELECTED FRUITS AND VEGETABLES , 2071

IILAM

S.No.	Commodities (वरुतु)	Units (ईकई)	Baishak	Jestha	Asar	Shrawan	Bhadra	Asoj	Kartik	Marg	Poush	Magh	Falgun	Chaitra
1	Red Potato (रडो अरुतु)	Kg.	31.50	35.00	40.00	38.50	55.00	56.50	54.00	59.00	39.50	38.00	25.00	31.00
2	White Potato (सोरो अरुतु)	Kg.	35.00	38.00	43.00	51.00	61.50	67.50	70.00	55.00	40.50	43.00	20.00	34.00
3	Tomato Big (डुवो गोतभोड)	Kg.	34.00	32.00	37.50	46.50	56.00	59.00	64.00	58.50	43.00	37.00	37.00	34.00
4	Tomato Small (सडो गोतभोड)	Kg.	-	-	-	-	-	47.00	41.00	-	32.00	40.00	40.00	-
5	Cabbage (कडलभोवी)	Kg.	28.00	32.00	29.50	31.00	41.00	78.00	101.00	35.50	45.50	29.00	29.00	31.00
6	Cauliflower Hill (कडरुती पडरुती)	Kg.	44.00	46.00	68.50	-	92.00	89.00	74.00	66.50	65.00	30.00	30.00	44.00
7	Cauliflower Terai (कडरुती तरुई)	Kg.	-	-	-	-	-	-	-	-	55.00	52.50	50.00	-
8	Green Peas (गुडरुकोरुग)	Kg.	-	-	-	-	-	-	-	-	59.00	65.00	65.00	-
9	Pointed Gourd (पडरुत)	Kg.	86.50	-	-	65.00	75.00	74.00	74.00	74.00	74.00	-	-	-
10	Capsicum (भेडे सुडरुती)	Kg.	-	-	-	-	-	-	-	-	-	110.00	110.00	-
11	Okra (भुंडी)	Kg.	-	-	-	-	-	-	-	-	-	-	-	-
12	Mango (अणुप)	Kg.	-	-	-	-	-	-	-	-	-	-	-	-
13	Orange (रुडरुत)	Kg.	-	-	-	-	-	-	-	80.00	69.00	-	100.00	-
14	Apple (रुडरुत)	Kg.	184.00	172.00	227.50	235.00	225.00	200.00	188.00	169.00	116.50	94.00	164.00	180.00
15	Banana (केरुग)	Dozen	50.00	67.50	68.00	66.00	67.00	60.00	60.00	55.00	107.00	164.00	50.00	50.00
16	Dry Onion (सुडेको पडरुत)	Kg.	40.00	40.00	54.00	71.50	69.50	68.50	73.00	70.00	60.00	50.00	57.00	44.00
17	Dry Garlic (सुडेको तरुतु)	Kg.	168.00	156.00	146.00	143.00	140.00	154.00	158.00	163.00	112.00	57.00	168.00	168.00
18	Fresh Raw Ginger (अडरुत)	Kg.	64.50	152.00	186.00	123.50	104.00	120.00	110.00	59.00	114.50	168.00	57.00	59.00
19	Dry Chilli (सुडेको सुडरुती)	Kg.	363.00	353.00	390.00	380.00	327.50	321.00	324.00	347.00	205.50	57.00	367.00	363.00
20	Green Chilli (हरुयो सुडरुती)	Kg.	122.00	90.00	89.00	91.00	86.00	91.00	94.00	119.00	241.50	367.00	119.00	122.00

Table No. 8.2

DHANKUTA

S.No.	Commodities (वस्तु)	Units (इकाई)	Baishak	Jestha	Asar	Shrawan	Bhadra	Asoj	Kartik	Marg	Poush	Magh	Falgun	Chaitra
1	Red Potato (सुरो आलु)	Kg.	-	-	-	48.50	48.50	58.50	58.50	43.50	40.00	40.00	40.00	40.00
2	White Potato (सैरो आलु)	Kg.	-	-	-	37.50	37.50	47.50	47.50	42.50	35.00	35.00	35.00	35.00
3	Tomato Big (ठुलो गोल्मोडा)	Kg.	-	-	-	28.50	28.50	41.00	33.50	42.50	25.00	25.00	30.00	30.00
4	Tomato Small (सानो गोल्मोडा)	Kg.	-	-	-	-	-	-	-	-	-	-	-	-
5	Cabbage (बल्लगोवी)	Kg.	-	-	-	15.00	15.00	20.00	20.00	15.00	15.00	15.00	15.00	15.00
6	Cauliflower Hill (काउली पहाडी)	Kg.	-	-	-	-	-	-	-	-	-	-	-	-
7	Cauliflower Terai (काउली तराई)	Kg.	-	-	-	35.00	35.00	52.50	42.50	35.00	35.00	35.00	35.00	35.00
8	Green Peas (अदरकोमा)	Kg.	-	-	-	-	-	-	-	-	60.00	60.00	50.00	50.00
9	Pointed Gourd (पखल)	Kg.	-	-	-	-	-	-	-	-	-	-	-	-
10	Capsicum (भेडे सुमरानी)	Kg.	-	-	-	-	-	-	-	-	-	-	-	-
11	Okra (भिन्डी)	Kg.	-	-	-	-	-	-	-	-	-	-	-	-
12	Mango (आम्र)	Kg.	-	-	-	97.50	97.50	-	-	-	-	-	-	-
13	Orange (सुन्दा)	Kg.	-	-	-	-	-	-	70.00	-	75.00	75.00	110.00	110.00
14	Apple (स्यार)	Kg.	-	-	-	-	-	-	-	-	-	-	-	-
15	Banana (केरा)	Dozen	-	-	-	70.00	70.00	70.00	70.00	70.00	70.00	70.00	70.00	70.00
16	Dry Onion (सुकेको प्याज)	Kg.	-	-	-	65.00	65.00	55.00	55.00	40.00	40.00	40.00	50.00	50.00
17	Dry Garlic (सुकेको तरसुन)	Kg.	-	-	-	125.00	125.00	150.00	150.00	100.00	100.00	100.00	100.00	100.00
18	Frsh Raw Ginger (अदुम)	Kg.	-	-	-	190.00	190.00	185.00	130.50	84.50	50.00	50.00	60.00	60.00
19	Dry Chilli (सुकेको सुमरानी)	Kg.	-	-	-	275.00	275.00	275.00	275.00	323.00	371.00	371.00	371.00	371.00
20	Green Chilli (हरियो सुमरानी)	Kg.	-	-	-	82.50	82.50	82.50	-	-	-	-	226.25	-

Table No. 8.3

BHOJPUR

S.No.	Commodities (संस्कृत)	Units (इकाई)	Baishak	Jestha	Asar	Shrawan	Bhadra	Asoj	Kartik	Marg	Poush	Magh	Falgun	Chaitra
1	Red Potato (सर्पो आलु)	Kg.	40.00	40.00	45.00	40.00	46.00	45.50	50.00	70.00	60.00	60.00	60.00	-
2	White Potato (सैतो आलु)	Kg.	35.00	35.50	40.00	35.00	40.00	40.00	45.00	65.00	50.00	50.00	50.00	-
3	Tomato Big (ठुलो गोल्मोडा)	Kg.	100.00	45.00	40.00	42.00	42.00	37.50	60.00	75.00	52.50	52.50	52.50	-
4	Tomato Small (सानो गोल्मोडा)	Kg.	150.00	54.50	45.00	49.00	49.00	51.50	70.00	70.00	65.00	65.00	65.00	-
5	Cabbage (बल्लभोवी)	Kg.	30.00	30.50	31.00	30.00	37.00	30.00	40.00	37.00	32.50	32.50	32.50	-
6	Cauliflower Hill (काउली पहाडी)	Kg.	-	-	-	80.00	100.00	80.00	90.00	55.00	52.50	32.50	35.50	-
7	Cauliflower Terai (काउली तराई)	Kg.	-	-	-	-	-	-	-	-	-	-	-	-
8	Green Peas (गढक्योमा)	Kg.	-	-	-	-	-	-	-	-	60.00	65.00	60.00	-
9	Pointed Gourd (पखल)	Kg.	-	-	-	76.00	76.00	-	-	-	-	-	-	-
10	Capsicum (भेडे सुमर्नी)	Kg.	160.00	160.00	160.00	160.00	160.00	-	-	-	-	-	-	-
11	Okra (भिंडो)	Kg.	-	-	-	-	-	-	-	-	-	-	-	-
12	Mango (आँप)	Kg.	-	120.00	100.00	130.00	130.00	-	-	-	-	-	-	-
13	Orange (सुन्दा)	Kg.	-	-	-	-	-	-	55.00	55.00	45.00	45.00	50.00	-
14	Apple (स्योडा)	Kg.	-	-	-	-	-	-	-	-	-	-	-	-
15	Banana (केरा)	Dozen	100.00	98.00	92.00	100.00	100.00	90.00	97.50	100.00	95.00	92.50	95.50	-
16	Dry Onion (सुकेको प्याज)	Kg.	100.00	67.50	70.00	74.00	70.00	80.00	80.00	75.00	60.00	60.00	60.00	-
17	Dry Garlic (सुकेको तरसुन)	Kg.	160.00	160.00	160.00	160.00	160.00	155.00	205.00	245.00	160.00	160.00	160.00	-
18	Frsh Raw Ginger (अदुम)	Kg.	-	125.00	150.00	120.00	150.00	95.00	95.00	95.00	80.00	80.00	80.00	-
19	Dry Chilli (सुकेको सुमर्नी)	Kg.	1200.00	800.00	400.00	400.00	400.00	400.00	400.00	400.00	400.00	400.00	400.00	-
20	Green Chilli (हरियो सुमर्नी)	Kg.	350.00	300.00	250.00	162.00	100.00	161.50	160.00	200.00	-	200.00	200.00	-

Table No. 8.4

MORANG

S.No.	Commodities (ससु)	Units (इकड)	Baishak	Jeshta	Asar	Shrawan	Bhadra	Asoj	Kartik	Marg	Poush	Magh	Falgun	Chaitra
1	Red Potato (ससु अरु)	Kg.	-	35.00	-	55.00	53.00	61.50	57.50	57.50	50.00	70.00	-	20.00
2	White Potato (ससु अरु)	Kg.	-	-	-	50.00	55.00	57.50	42.50	42.50	45.00	65.00	-	15.00
3	Tomato Big (सुसु ससुस)	Kg.	-	35.00	-	50.00	55.00	80.00	43.50	43.50	36.50	36.00	-	32.00
4	Tomato Small (ससु ससुस)	Kg.	-	-	-	-	-	-	-	-	-	-	-	22.00
5	Cabbage (सुसुससुस)	Kg.	-	-	-	30.00	25.00	30.00	25.50	26.00	20.00	20.00	-	15.00
6	Cauliflower Hill (ससुसुसुस)	Kg.	-	-	-	80.00	80.00	95.00	-	-	-	-	-	-
7	Cauliflower Terai (ससुसुसुस)	Kg.	-	-	-	-	-	-	28.50	-	25.00	25.00	-	28.00
8	Green Peas (ससुसुसुस)	Kg.	-	-	-	-	-	240.00	113.50	113.50	65.00	65.00	-	50.00
9	Pointed Gourd (ससुसुस)	Kg.	-	55.00	-	40.00	60.00	61.50	52.50	52.50	63.00	63.00	-	100.00
10	Capsicum (ससुसुसुस)	Kg.	-	-	-	120.00	160.00	170.00	146.50	146.50	160.00	160.00	-	120.00
11	Okra (ससुसुस)	Kg.	-	-	-	-	-	-	-	-	-	-	-	-
12	Mango (ससुसुस)	Kg.	-	-	-	110.00	-	-	-	-	-	-	-	-
13	Orange (ससुसुस)	Kg.	-	-	-	-	-	-	93.50	-	80.00	97.50	-	88.00
14	Apple (ससुसुस)	Kg.	-	175.00	-	220.00	163.00	131.50	127.00	93.50	100.00	121.00	-	128.00
15	Banana (ससुसुस)	Dozen	-	56.00	-	50.00	83.00	39.00	40.00	128.50	73.50	31.00	-	37.00
16	Dry Onion (ससुसुसुसुस)	Kg.	-	35.00	-	55.00	50.00	46.00	130.00	40.00	40.00	50.00	-	35.00
17	Dry Garlic (ससुसुसुसुस)	Kg.	-	120.00	-	130.00	130.00	140.00	106.00	48.50	98.50	147.00	-	94.00
18	Frsh Raw Ginger (ससुसुस)	Kg.	-	200.00	-	190.00	180.00	180.00	110.00	145.00	123.50	100.00	-	100.00
19	Dry Chilli (ससुसुसुसुस)	Kg.	-	-	-	220.00	200.00	220.00	241.50	110.00	160.00	220.00	-	240.00
20	Green Chilli (ससुसुसुसुस)	Kg.	-	-	-	80.00	120.00	107.00	-	541.50	140.00	65.50	-	80.00

Table No. 8.5

RAMECHAP

S.No.	Commodities (ससु)	Units (सुसई)	Baishak	Jestha	Asar	Shrawan	Bhadra	Asoj	Kartik	Marg	Poush	Magh	Falgun	Chaitra
1	Red Potato (ससु अलु)	Kg.	-	-	-	45.00	45.00	45.00	45.00	45.00	45.00	45.00	45.00	45.00
2	White Potato (ससु अलु)	Kg.	-	-	-	40.00	40.00	40.00	40.00	40.00	40.00	40.00	40.00	40.00
3	Tomato Big (सुसु सुसुसुसु)	Kg.	-	-	-	45.00	45.00	45.00	45.00	45.00	45.00	45.00	45.00	45.00
4	Tomato Small (ससु सुसुसुसु)	Kg.	-	-	-	50.00	50.00	50.00	50.00	50.00	50.00	50.00	50.00	50.00
5	Cabbage (सुसुसुसुसु)	Kg.	-	-	-	40.00	40.00	40.00	35.00	30.00	30.00	30.00	30.00	30.00
6	Cauliflower Hill (ससुसुसुसुसु)	Kg.	-	-	-	60.00	60.00	60.00	60.00	60.00	60.00	60.00	60.00	60.00
7	Cauliflower Terai (ससुसुसुसुसु)	Kg.	-	-	-	-	-	-	-	-	-	-	-	-
8	Green Peas (ससुसुसुसु)	Kg.	-	-	-	-	-	-	-	-	-	-	-	-
9	Pointed Gourd (ससुसुसु)	Kg.	-	-	-	-	-	-	-	-	-	-	-	-
10	Capsicum (सुसुसुसुसु)	Kg.	-	-	-	-	-	-	-	-	-	-	-	-
11	Okra (सुसुसु)	Kg.	-	-	-	-	-	-	-	-	-	-	-	-
12	Mango (सुसुसु)	Kg.	-	-	-	120.00	-	-	-	-	-	-	-	-
13	Orange (सुसुसुसु)	Kg.	-	-	-	-	-	-	90.00	80.00	100.00	100.00	-	-
14	Apple (सुसुसु)	Kg.	-	-	-	180.00	180.00	180.00	180.00	180.00	180.00	180.00	180.00	180.00
15	Banana (सुसुसु)	Dozen	-	-	-	10.00	10.00	10.00	10.00	10.00	10.00	10.00	10.00	10.00
16	Dry Onion (सुसुसुसुसुसु)	Kg.	-	-	-	50.00	50.00	50.00	50.00	50.00	50.00	50.00	50.00	50.00
17	Dry Garlic (सुसुसुसुसुसु)	Kg.	-	-	-	103.33	103.33	103.33	103.33	103.33	103.33	103.33	103.33	103.33
18	Fresh Raw Ginger (सुसुसु)	Kg.	-	-	-	200.00	200.00	200.00	200.00	200.00	200.00	200.00	200.00	200.00
19	Dry Chilli (सुसुसुसुसुसु)	Kg.	-	-	-	300.00	300.00	350.00	400.00	450.00	450.00	450.00	450.00	450.00
20	Green Chilli (सुसुसुसुसुसु)	Kg.	-	-	-	105.00	105.00	105.00	-	105.00	107.50	120.00	125.00	130.00

Table No. 8.6

KATHMANDU

S.No.	Commodities (ससु)	Units (सुसई)	Baishak	Jestha	Asar	Shrawan	Bhadra	Asoj	Kartik	Marg	Poush	Magh	Falgun	Chaitra
1	Red Potato (ससु अरु)	Kg.	-	35.00	54.00	55.00	66.50	72.00	60.00	58.00	36.00	30.00	30.00	30.00
2	White Potato (ससु अरु)	Kg.	-	30.00	40.50	41.00	60.00	65.00	56.00	44.00	29.00	30.50	31.00	26.00
3	Tomato Big (सुसु सुसुसु)	Kg.	-	46.00	43.50	45.00	63.00	68.00	60.00	40.00	45.00	36.50	47.50	67.00
4	Tomato Small (ससु सुसुसु)	Kg.	-	46.50	33.50	38.00	52.50	63.00	53.00	30.00	34.00	32.50	31.50	57.00
5	Cabbage (सुसुसुसु)	Kg.	-	35.00	40.00	35.00	27.00	37.00	37.00	27.00	33.50	27.50	29.00	30.00
6	Cauliflower Hill (सुसुसु सुसुसु)	Kg.	-	46.00	51.50	63.00	73.00	73.00	73.00	55.00	49.00	37.50	30.00	33.00
7	Cauliflower Terai (सुसुसु सुसुसु)	Kg.	-	-	-	-	-	-	-	-	-	-	-	-
8	Green Peas (सुसुसुसु)	Kg.	-	95.00	102.50	104.00	104.00	83.00	155.00	63.00	68.00	60.00	53.00	53.00
9	Pointed Gourd (सुसुसु)	Kg.	-	57.50	51.00	61.50	75.00	55.00	63.00	65.00	60.00	50.00	65.00	73.00
10	Capsicum (सुसुसु सुसुसुसु)	Kg.	-	95.00	102.50	104.00	103.00	77.00	55.00	73.00	77.00	64.00	57.00	60.00
11	Okra (सुसुसु)	Kg.	-	-	-	-	-	-	-	-	-	190.00	155.00	90.00
12	Mango (सुसुसु)	Kg.	-	67.00	75.00	97.50	120.00	-	-	-	-	-	-	-
13	Orange (सुसुसुसु)	Kg.	-	-	-	-	-	-	100.00	65.00	67.50	80.00	90.00	95.00
14	Apple (सुसुसु)	Kg.	-	147.50	145.00	185.00	171.50	135.00	130.00	90.00	120.00	117.50	127.50	130.00
15	Banana (सुसुसु)	Dozen	-	80.00	75.00	82.50	72.50	55.00	55.00	85.00	55.00	55.00	57.50	75.00
16	Dry Onion (सुसुसुसु सुसुसु)	Kg.	-	43.00	52.50	61.50	58.00	50.00	50.00	50.00	50.00	51.50	53.50	55.00
17	Dry Garlic (सुसुसुसु सुसुसु)	Kg.	-	165.00	172.50	175.00	187.50	200.00	200.00	115.00	200.00	250.00	200.00	200.00
18	Fresh Raw Ginger (सुसुसु)	Kg.	-	260.00	260.00	260.00	255.00	205.00	205.00	192.50	210.00	185.00	160.00	175.00
19	Dry Chilli (सुसुसुसु सुसुसुसु)	Kg.	-	310.00	310.00	310.00	310.00	310.00	275.00	225.00	252.50	255.00	255.00	255.00
20	Green Chilli (सुसुसु सुसुसुसु)	Kg.	-	105.00	107.50	100.00	87.50	75.00	75.00	160.00	77.50	90.00	92.50	100.00

Table No. 8.7

NUWAKOT

S.No.	Commodities (संस्कृत)	Units (इकाई)	Baishak	Jestha	Asar	Shrawan	Bhadra	Asoj	Kartik	Marg	Poush	Magh	Falgun	Chaitra
1	Red Potato (सुनो आलु)	Kg.	29.33	29.00	35.00	43.00	44.00	45.00	45.00	42.50	40.00	30.00	23.50	22.00
2	White Potato (सैतो आलु)	Kg.	27.67	28.00	30.00	43.00	44.00	45.00	45.00	45.00	40.00	26.50	22.00	22.00
3	Tomato Big (ठुलो गोल्मोडा)	Kg.	40.00	40.00	40.00	55.00	62.50	65.00	63.00	50.00	50.00	41.50	38.00	38.00
4	Tomato Small (सानो गोल्मोडा)	Kg.	40.00	40.00	40.00	55.00	62.50	65.00	65.00	55.00	55.00	46.50	38.00	38.00
5	Cabbage (बल्लभोवी)	Kg.	28.33	28.00	35.00	50.00	45.00	40.00	40.00	28.00	27.00	23.00	18.50	18.00
6	Cauliflower Hill (काउली पहाडी)	Kg.	65.00	-	-	-	-	75.00	80.00	30.00	-	-	25.00	22.00
7	Cauliflower Terai (काउली तराई)	Kg.	-	-	-	-	-	-	-	-	-	-	-	-
8	Green Peas (अदरकोमा)	Kg.	-	-	-	-	-	-	-	-	78.00	70.00	61.50	62.00
9	Pointed Gourd (पखल)	Kg.	-	-	-	-	-	-	-	-	-	-	-	-
10	Capsicum (भेडे सुमरुनी)	Kg.	80.00	80.00	65.00	78.00	78.00	-	-	-	96.50	103.00	103.00	103.00
11	Okra (भिन्डी)	Kg.	-	-	-	-	-	-	-	-	-	-	-	-
12	Mango (आम्र)	Kg.	100.00	-	-	-	-	-	-	-	-	-	-	-
13	Orange (सुन्तल)	Kg.	-	100.00	100.00	100.00	100.00	95.00	82.00	82.00	-	-	65.00	100.00
14	Apple (स्यार)	Kg.	135.00	-	-	-	-	142.50	140.00	139.00	82.00	74.00	117.50	135.00
15	Banana (केरा)	Dozen	85.00	135.00	275.00	240.00	195.00	79.00	83.00	83.00	160.50	135.00	100.00	73.00
16	Dry Onion (सुकेको प्याज)	Kg.	32.33	85.00	65.00	93.50	90.00	45.00	40.00	40.00	83.00	74.00	52.50	40.00
17	Dry Garlic (सुकेको तरसुन)	Kg.	100.00	32.00	35.00	42.00	43.50	120.00	120.00	120.00	40.00	40.00	80.00	120.00
18	Frsh Raw Ginger (अदुम)	Kg.	120.00	100.00	180.00	115.00	117.50	136.00	150.00	103.00	120.00	120.00	108.50	97.00
19	Dry Chilli (सुकेको सुमरुनी)	Kg.	216.00	120.00	125.00	238.00	194.00	200.00	200.00	200.00	103.00	97.00	148.50	200.00
20	Green Chilli (हरियो सुमरुनी)	Kg.	65.00	217.00	240.00	200.00	200.00	75.00	75.00	68.00	200.00	200.00	134.00	68.00

Table No. 8.8

DHANUSA

S.No.	Commodities (वस्तु)	Units (इकाई)	Baishak	Jestha	Asar	Shrawan	Bhadra	Asoj	Kartik	Marg	Poush	Magh	Falgun	Chaitra
1	Red Potato (सोरो आलु)	Kg.	-	-	-	46	46	46	46	46	46	46	-	-
2	White Potato (सोरो आलु)	Kg.	-	-	-	40	40	40	40	40	40	40	-	-
3	Tomato Big (ठुलो गोल्मोडा)	Kg.	-	-	-	100	100	100	36	36	31	33.5	-	-
4	Tomato Small (सानो गोल्मोडा)	Kg.	-	-	-	-	-	-	-	-	-	-	-	-
5	Cabbage (बन्दागोवी)	Kg.	-	-	-	40	40	40	37.5	28	17	13	-	-
6	Cauliflower Hill (काउली पहाडी)	Kg.	-	-	-	100	120	120	110	75	60	37.5	-	-
7	Cauliflower Terai (काउली तराई)	Kg.	-	-	-	-	-	-	85	60	47.5	30	-	-
8	Green Peas (अदरकोमा)	Kg.	-	-	-	-	-	-	-	-	-	-	-	-
9	Pointed Gourd (पखल)	Kg.	-	-	-	40	40	40	40	35	32.5	40	-	-
10	Capsicum (भेडे सुर्जनी)	Kg.	-	-	-	-	-	-	-	-	-	-	-	-
11	Okra (भिन्डी)	Kg.	-	-	-	-	-	-	-	-	-	-	-	-
12	Mango (आँप)	Kg.	-	-	-	-	-	-	-	-	-	-	-	-
13	Orange (सुन्दा)	Kg.	-	-	-	-	-	-	-	-	-	-	-	-
14	Apple (स्यफ)	Kg.	-	-	-	150	125	125	125	125	125	125	-	-
15	Banana (केरा)	Dozen	-	-	-	60	50	50	49.5	50	47.5	45	-	-
16	Dry Onion (सुकेको प्याज)	Kg.	-	-	-	55	50	50	50	50	50	50	-	-
17	Dry Garlic (सुकेको तरसुन)	Kg.	-	-	-	120	120	120	120	120	120	120	-	-
18	Fresh Raw Ginger (अदुम)	Kg.	-	-	-	240	200	200	200	200	200	200	-	-
19	Dry Chilli (सुकेको सुर्जनी)	Kg.	-	-	-	140	140	140	140	140	140	140	-	-
20	Green Chilli (हरियो सुर्जनी)	Kg.	-	-	-	120	120	120	120	120	120	120	-	-

Table No. 8.9

PARSA

S.No.	Commodities (ससु)	Units (सुसई)	Baishak	Jeshta	Asar	Shrawan	Bhadra	Asoj	Kartik	Marg	Poush	Magh	Falgun	Chaitra
1	Red Potato (ससु असु)	Kg.	-	34	-	41	45.5	50	50	47.5	32.5	25.5	20	-
2	White Potato (ससु असु)	Kg.	-	33	-	41	45	46.5	260	40	27.5	20	18.5	-
3	Tomato Big (सुसु सुससुस)	Kg.	-	40	-	42.5	57.5	62.5	57.5	52.5	52.5	52.5	45	-
4	Tomato Small (ससु सुससुस)	Kg.	-	42	-	44.5	62.5	66	61	57.5	52.5	52.5	45	-
5	Cabbage (ससुससुसुसु)	Kg.	-	16	-	25	30	20	42.5	30	22.5	22.5	17.5	-
6	Cauliflower Hill (ससुसुसुसुसु)	Kg.	-	-	-	57.5	60	55	50	-	30	-	-	-
7	Cauliflower Terai (ससुसुसुसुसु)	Kg.	-	16	-	-	-	60	50	40	-	30	22.5	-
8	Green Peas (ससुसुसुसुसु)	Kg.	-	-	-	-	-	-	50	80	60	60	55	-
9	Pointed Gourd (ससुसुसु)	Kg.	-	35	-	35	45	50	51	37.5	95	95	87.5	-
10	Capsicum (ससुसुसुसुसु)	Kg.	-	72.5	-	73.5	72.5	70	-	72.5	72.5	72.5	72.5	-
11	Okra (सुसुसु)	Kg.	-	-	-	-	-	-	-	-	-	-	-	-
12	Mango (सुसुसु)	Kg.	-	100	-	130	140	-	-	-	-	-	-	-
13	Orange (सुसुसुसु)	Kg.	-	160	-	-	-	-	-	-	-	80	80	-
14	Apple (सुसुसु)	Kg.	-	160	-	230	155	127.5	102.5	102.5	80	110	105	-
15	Banana (सुसुसु)	Dozen	-	35	-	25	27.5	32.5	32.5	30	110	32.5	32.5	-
16	Dry Onion (सुसुसुसुसुसु)	Kg.	-	40	-	60	56	47.5	42.5	57.5	32.5	50	50	-
17	Dry Garlic (सुसुसुसुसुसु)	Kg.	-	80	-	105	115	102.5	95	110	50	97.5	95	-
18	Frsh Raw Ginger (सुसुसु)	Kg.	-	140	-	200	200	200	175	155	97.5	137.5	140	-
19	Dry Chilli (सुसुसुसुसुसु)	Kg.	-	185	-	185	185	189	175	192.5	137.5	190	190	-
20	Green Chilli (सुसुसुसुसुसु)	Kg.	-	60	-	80	100	110	90	80	190	70	54.5	-

Table No. 8.10

CHITWAN

S.No.	Commodities (संस्कृत)	Units (इकाई)	Baishak	Jestha	Asar	Shrawan	Bhadra	Asoj	Kartik	Marg	Poush	Magh	Falgun	Chaitra
1	Red Potato (सुरो आलु)	Kg.	35.5	40	40	50	50	60	60	45	25	20	20	22.5
2	White Potato (सैरो आलु)	Kg.	31	35	35	45	45	55	52.5	40	21.5	18	18	20
3	Tomato Big (ठुलो गोल्मोडा)	Kg.	37.5	52.5	51	60	67.5	47.5	40	40	32.5	35	40	50
4	Tomato Small (सानो गोल्मोडा)	Kg.	42.5	62.5	61	80	72.5	60	60	50	35	40	40	50
5	Cabbage (बल्लगोवी)	Kg.	32.5	55	52.5	40	40	40	35	30	20	20	22.5	22.5
6	Cauliflower Hill (काउली पहाडी)	Kg.	50	60	60	62.5	70	80	60	40	40	40	42.5	45
7	Cauliflower Terai (काउली तराई)	Kg.	40	50	50	-	-	-	-	40	40	40	42.5	45
8	Green Peas (गढकरोस)	Kg.	57.5	-	-	-	-	120	110	95	80	75	75	75
9	Pointed Gourd (पखल)	Kg.	52.5	65	60	80	85	75	97.5	-	-	-	-	75
10	Capsicum (भेडे सुमरानी)	Kg.	77.5	85	80	110	130	130	90	125	70	65	72.5	65
11	Okra (भिन्डी)	Kg.	-	-	-	-	-	-	-	-	-	-	-	-
12	Mango (आँप)	Kg.	125	90	80	100	-	-	-	-	-	-	-	-
13	Orange (सुन्तल)	Kg.	-	-	-	-	-	55	52.5	65	60	67.5	75	75
14	Apple (स्यफ)	Kg.	185	290	275	170	160	130	130	130	130	130	130	125
15	Banana (केरा)	Dozen	75	50	50	52.5	52.5	75	72.5	55	55	62.5	65	70
16	Dry Onion (सुकेको प्याज)	Kg.	32	40	40	47.5	50	50	45	50	40	45	45	45
17	Dry Garlic (सुकेको तरसुन)	Kg.	140	120	120	140	150	140	140	140	150	140	140	140
18	Frsh Raw Ginger (अदुम)	Kg.	240	250	250	187.5	135	180	155	67.5	120	130	130	130
19	Dry Chilli (सुकेको सुमरानी)	Kg.	250	250	250	210	210	200	200	197.5	200	220	210	220
20	Green Chilli (हरियो सुमरानी)	Kg.	70	75	80	100	95	90	90	42.5	40	50	50	57.5

Table No. 8.11

PALPA

S.No.	Commodities (संस्कृत)	Units (इकाई)	Baishak	Jestha	Asar	Shrawan	Bhadra	Asoj	Kartik	Marg	Poush	Magh	Falgun	Chaitra
1	Red Potato (सोरो आलु)	Kg.	36	37	42	50	-	55	55	55	43	31	-	-
2	White Potato (सोरो आलु)	Kg.	31	34	40	48	-	51	51	51	38	25	-	-
3	Tomato Big (ठुलो गोल्मोडा)	Kg.	32	32	34	61	-	61	61	61	52	42	-	-
4	Tomato Small (सानो गोल्मोडा)	Kg.	-	-	-	-	-	-	-	-	-	-	-	-
5	Cabbage (बल्लभोवी)	Kg.	27	41	59	40	-	40	40	40	36	31	-	-
6	Cauliflower Hill (काउली पहाडी)	Kg.	69	-	75	-	-	78	78	78	64	49	-	-
7	Cauliflower Terai (काउली तराई)	Kg.	-	-	-	-	-	-	-	-	-	-	-	-
8	Green Peas (गदरकोमा)	Kg.	120	-	-	-	-	-	-	-	99	99	-	-
9	Pointed Gourd (पखल)	Kg.	103	102	80	69	-	-	-	-	-	-	-	-
10	Capsicum (भेडे सुमर्नी)	Kg.	122	122	122	102	-	166	166	166	144	122	-	-
11	Okra (भिंडो)	Kg.	-	-	-	-	-	-	-	-	-	-	-	-
12	Mango (आम्र)	Kg.	103	-	75	-	-	-	-	-	-	-	-	-
13	Orange (सुन्तल)	Kg.	-	103	-	101	-	-	38	41	60	74	-	-
14	Apple (स्यंग)	Kg.	160	-	207	-	-	355	355	355	215	145	-	-
15	Banana (केरा)	Dozen	84	192	145	162	-	82	82	79	113	76	-	-
16	Dry Onion (सुकेको प्याज)	Kg.	41	84	65	82	-	50	61	61	66	40	-	-
17	Dry Garlic (सुकेको तरसुन)	Kg.	162	38	85	50	-	139	139	139	90	140	-	-
18	Frsh Raw Ginger (अदुम)	Kg.	185	141	181	140	-	122	122	122	131	122	-	-
19	Dry Chilli (सुकेको सुमर्नी)	Kg.	276	239	237	201	-	235	235	235	179	235	-	-
20	Green Chilli (हरियो सुमर्नी)	Kg.	89	233	235	235	-	82	-	82	158	72	-	-

Table No. 8.12

RUPANDEHI

S.No.	Commodities (ससु)	Units (सुसई)	Baishak	Jestha	Asar	Shrawan	Bhadra	Asoj	Kartik	Marg	Poush	Magh	Falgun	Chaitra
1	Red Potato (ससु अरु)	Kg.	35	-	-	45	50	53	53	53	19	19	15	18
2	White Potato (ससु अरु)	Kg.	30	-	-	40	45	48	48	48	15	15	14	16
3	Tomato Big (सुसु सुसु सुसु)	Kg.	32	-	25	60	60	55	55	55	30	30	30	22
4	Tomato Small (ससु सुसु सुसु)	Kg.	30	-	-	60	60	58	58	58	30	30	30	35
5	Cabbage (सुसु सुसु सुसु)	Kg.	20	-	-	40	30	28	28	28	12	12	10	13
6	Cauliflower Hill (ससु सुसु सुसु)	Kg.	50	-	64	-	-	55	55	55	38	56	-	-
7	Cauliflower Terai (ससु सुसु सुसु)	Kg.	50	-	-	70	50	70	70	70	16	18	12	25
8	Green Peas (ससु सुसु सुसु)	Kg.	60	-	-	-	-	200	200	200	65	65	55	55
9	Pointed Gourd (ससु सुसु सुसु)	Kg.	80	-	-	65	45	45	45	45	-	-	-	85
10	Capsicum (ससु सुसु सुसु)	Kg.	70	-	-	70	60	80	80	80	80	80	35	70
11	Okra (ससु सुसु सुसु)	Kg.	-	-	-	-	-	-	-	-	-	-	-	90
12	Mango (ससु सुसु सुसु)	Kg.	120	-	-	-	-	100	100	100	-	-	-	-
13	Orange (ससु सुसु सुसु)	Kg.	-	-	-	75	100	-	-	-	58	58	-	90
14	Apple (ससु सुसु सुसु)	Kg.	160	-	190	-	-	155	155	155	110	110	120	135
15	Banana (ससु सुसु सुसु)	Dozen	60	-	-	350	160	45	45	45	46	46	70	65
16	Dry Onion (ससु सुसु सुसु सुसु सुसु)	Kg.	35	-	35	80	60	48	48	48	45	45	40	35
17	Dry Garlic (ससु सुसु सुसु सुसु सुसु)	Kg.	140	-	160	50	50	160	160	160	111	111	135	148
18	Fresh Raw Ginger (ससु सुसु सुसु सुसु सुसु)	Kg.	200	-	200	110	160	200	200	200	90	90	80	80
19	Dry Chilli (ससु सुसु सुसु सुसु सुसु)	Kg.	280	-	250	100	200	240	240	240	165	165	200	210
20	Green Chilli (ससु सुसु सुसु सुसु सुसु)	Kg.	40	-	30	120	240	120	140	120	65	65	60	85

Table No. 8.13

JUMLA

S.No.	Commodities (संस्कृत)	Units (इकाई)	Baishak	Jestha	Asar	Shrawan	Bhadra	Asoj	Kartik	Marg	Poush	Magh	Falgun	Chaitra
1	Red Potato (सोरो आलु)	Kg.	35	-	-	-	-	-	40	40	40	30	32.5	30
2	White Potato (सोरो आलु)	Kg.	35	35	35	40	40	-	40	40	40	30	32.5	30
3	Tomato Big (ठुलो गोल्मोडा)	Kg.	-	-	120	80	80	-	80	80	80	-	-	80
4	Tomato Small (सानो गोल्मोडा)	Kg.	-	-	120	80	80	-	80	80	80	-	-	80
5	Cabbage (बल्लभोवी)	Kg.	-	-	60	60	60	-	60	60	60	60	60	55
6	Cauliflower Hill (काउली पहाडी)	Kg.	-	-	-	-	-	-	80	80	80	-	80	80
7	Cauliflower Terai (काउली तराई)	Kg.	-	-	-	-	-	-	-	-	-	-	-	-
8	Green Peas (गढक्योमा)	Kg.	-	-	60	55	-	-	-	-	-	-	-	-
9	Pointed Gourd (पखल)	Kg.	-	-	-	-	-	-	-	-	-	-	-	-
10	Capsicum (भेडे सुमरानी)	Kg.	-	-	-	-	-	-	-	-	-	-	-	-
11	Okra (भिन्डी)	Kg.	-	-	-	-	-	-	-	-	-	-	-	-
12	Mango (आँप)	Kg.	-	-	-	-	-	-	-	-	-	-	-	-
13	Orange (सुन्दा)	Kg.	-	-	-	-	-	-	-	-	-	-	-	-
14	Apple (स्यार)	Kg.	80	-	-	-	-	-	80	80	80	-	150	150
15	Banana (केरा)	Dozen	80	-	-	30	30	-	-	-	-	150	155	20
16	Dry Onion (सुकेको प्याज)	Kg.	60	-	-	-	-	-	60	60	60	200	140	50
17	Dry Garlic (सुकेको तरसुन)	Kg.	105	60	80	70	80	-	150	150	150	200	135	135
18	Fresh Raw Ginger (अदुम)	Kg.	150	150	150	150	150	-	200	200	200	120	125	90
19	Dry Chilli (सुकेको सुमरानी)	Kg.	250	200	80	140	80	-	200	200	200	55	300	300
20	Green Chilli (हरियो सुमरानी)	Kg.	300	300	300	250	300	-	120	120	120	300	200	200

Table No. 8.15

SURKHET

S.No.	Commodities (वस्तु)	Units (इकाई)	Baishak	Jestha	Asar	Shrawan	Bhadra	Asoj	Kartik	Marg	Poush	Magh	Falgun	Chaitra
1	Red Potato (सरो आलु)	Kg.	41	52	-	73	78	62.5	58	58	38	30.5	32	27
2	White Potato (सैरो आलु)	Kg.	36		-	-	-	55	-	-	-	-	-	21
3	Tomato Big (ठुलो गोल्मोडा)	Kg.	45.5	31	-	72	75	52	35	46	47.5	40.5	44	46
4	Tomato Small (सानो गोल्मोडा)	Kg.	-	-	-	-	-	-	-	-	-	-	-	-
5	Cabbage (बल्लगोवी)	Kg.	30	30	-	48	36	27	23	26	24.5	15.5	14	14
6	Cauliflower Hill (काउली पहाडी)	Kg.	43	68	-	92	62	76.5	55	45	31	31.5	32	44
7	Cauliflower Terai (काउली तराई)	Kg.	62	-	-	-	-	-	-	-	-	-	-	-
8	Green Peas (गढक्योमा)	Kg.	-	-	-	-	-	98	91.5	72	60	72	67	62
9	Pointed Gourd (पखल)	Kg.	-	-	-	-	77	-	-	-	-	-	-	-
10	Capsicum (भेडे सुमर्नी)	Kg.	90	97	-	92	77	72	101.5	90	80	83	83	96
11	Okra (भिन्डी)	Kg.	-	-	-	-	-	-	-	-	-	149	140	148
12	Mango (आँप)	Kg.	107.5	98	-	103	-	-	-	-	-	-	-	-
13	Orange (सुन्तल)	Kg.	-	-	-	-	-	-	79.5	62.5	65	90.5	96	86
14	Apple (स्यफ)	Kg.	175	177	-	210	102	107	130	137	-	153	153	167
15	Banana (केरा)	Dozen	77.5	82	-	73	78	75	72	68	68	65	67	76
16	Dry Onion (सुकेको प्याज)	Kg.	48.5	50	-	60	58	56.5	56	50	47.5	50.5	52	52
17	Dry Garlic (सुकेको तरुन)	Kg.	62	135	-	83	98	185	188	165	119.5	126	155	177
18	Frsh Raw Ginger (अदुम)	Kg.	200	312	-	175	200	150	100	90	76	85	75	52
19	Dry Chilli (सुकेको सुमर्नी)	Kg.	245	245	-	277	277	317	317	317	317	228	227	227
20	Green Chilli (हरियो सुमर्नी)	Kg.	82	82	-	85	69.5	80	80	78	65	69.5	72	70

Table No. 8.16

BANKE

S.No.	Commodities (वस्तु)	Units (इकाई)	Baishak	Jestha	Asar	Shrawan	Bhadra	Asoj	Kartik	Marg	Poush	Magh	Falgun	Chaitra
1	Red Potato (सरो आलु)	Kg.	-	-	-	50	50	51	51	50	35.5	30	20	19
2	White Potato (सेरो आलु)	Kg.	-	-	-	40	40	41	41	40	25.5	25	18	16
3	Tomato Big (ठुलो गोल्मोडा)	Kg.	-	-	-	55	55	30.25	30.25	40	29.5	35	35	45
4	Tomato Small (सानो गोल्मोडा)	Kg.	-	-	-	-	-	-	-	-	-	-	-	-
5	Cabbage (बल्लगोवी)	Kg.	-	-	-	45	45	48.5	48.5	25	25	27.5	21	20
6	Cauliflower Hill (काउली पहाडी)	Kg.	-	-	-	-	-	75.5	75.5	40	25	-	-	30
7	Cauliflower Terai (काउली तराई)	Kg.	-	-	-	75	75	50	50	25	20	30	25	-
8	Green Peas (अदरकोस)	Kg.	-	-	-	-	-	-	-	125	125	65	55	50
9	Pointed Gourd (पखल)	Kg.	-	-	-	60	60	70	70	70	70	-	70	75
10	Capsicum (भेडे सुमरानी)	Kg.	-	-	-	90	90	90	90	90	90	90	90	90
11	Okra (भिन्डी)	Kg.	-	-	-	48	48	-	-	-	-	-	-	165
12	Mango (आँप)	Kg.	-	-	-	100	100	100	100	100	100	100	100	100
13	Orange (सुन्तल)	Kg.	-	-	-	-	-	108	108	60	60	90	75	80
14	Apple (स्यफ)	Kg.	-	-	-	180	180	141.5	141.5	125	150	150	150	150
15	Banana (केरा)	Dozen	-	-	-	58	58	65	65	55	50	60	60	60
16	Dry Onion (सुकेको प्याज)	Kg.	-	-	-	60	60	60	60	100	50	50	50	50
17	Dry Garlic (सुकेको तरसुन)	Kg.	-	-	-	100	100	90	90	50	50	50	50	50
18	Fresh Raw Ginger (अदुम)	Kg.	-	-	-	193	193	146.5	146.5	70	90	95	100	110
19	Dry Chilli (सुकेको सुमरानी)	Kg.	-	-	-	250	250	251.5	251.5	155	260	260	260	260
20	Green Chilli (हरियो सुमरानी)	Kg.	-	-	-	82	82	78	78	90	90	80	80	80

Table No. 8.17

DOTI

S.No.	Commodities (संस्कृत)	Units (इकाई)	Baishak	Jestha	Asar	Shrawan	Bhadra	Asoj	Kartik	Marg	Poush	Magh	Falgun	Chaitra
1	Red Potato (सुरो आलु)	Kg.	35	40	-	56	54	60	60	57	50	40	46	-
2	White Potato (सुरो आलु)	Kg.	47	47	-			66	67	63	48	30	30	-
3	Tomato Big (ठुलो गोल्डमोज)	Kg.	36	32	-	114	90	94	66	47	50	50	50	-
4	Tomato Small (सानो गोल्डमोज)	Kg.	-	-	-	-	-	-	-	-	54	54	56	-
5	Cabbage (बन्दागोवी)	Kg.	32	35	-	40	39	40	40	24	39	37	37	-
6	Cauliflower Hill (काउली पहाडी)	Kg.	-	-	-	84	60	84	75	45	52	43	43	-
7	Cauliflower Terai (काउली तराई)	Kg.	-	-	-	-	-	-	-	-	51	51	60	-
8	Green Peas (ग्रीन पीस)	Kg.	-	-	-	-	-	-	-	-	76	70	74	-
9	Pointed Gourd (पखल)	Kg.	-	-	-	-	-	-	-	-	-	-	-	-
10	Capsicum (भेडे सुर्जानी)	Kg.	57	-	-	-	-	-	-	-	-	88	88	-
11	Okra (भिन्डी)	Kg.	-	-	-	48	42	-	-	-	-	-	-	-
12	Mango (आम्र)	Kg.	-	82	-	-	-	-	-	-	-	-	-	-
13	Orange (सुन्दा)	Kg.	-	-	-	-	-	-	-	97	104	100	100	-
14	Apple (स्यार)	Kg.	158	300		390	184	200	192	170	140	140	160	-
15	Banana (केरा)	Dozen	-	-	-	82	76	80	30	63	56	56	58	-
16	Dry Onion (सुकेको प्याज)	Kg.	38	40	-	83	70	76	76	60	55	54	60	-
17	Dry Garlic (सुकेको तरुण)	Kg.	-	-	-	75	79	100	100	82	105	110	168	-
18	Fresh Raw Ginger (अदुम)	Kg.	-	-	-	126	116	126	126	116	194	84	88	-
19	Dry Chilli (सुकेको सुर्जानी)	Kg.	315	-	-	304	292	304	304	-	340	340	400	-

Table No. 8.18

KAILALI

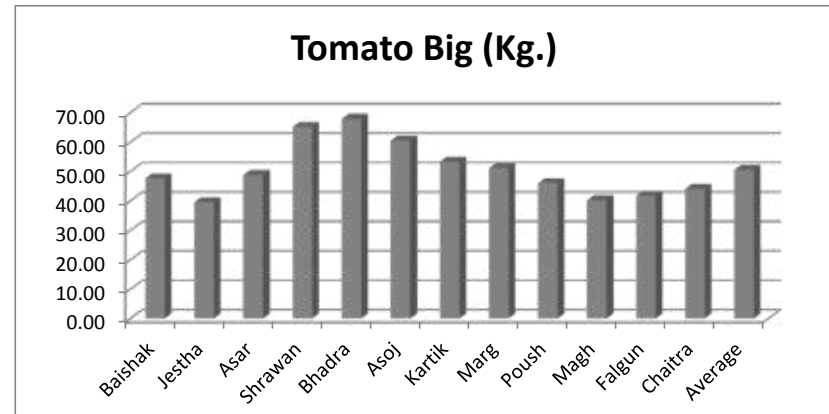
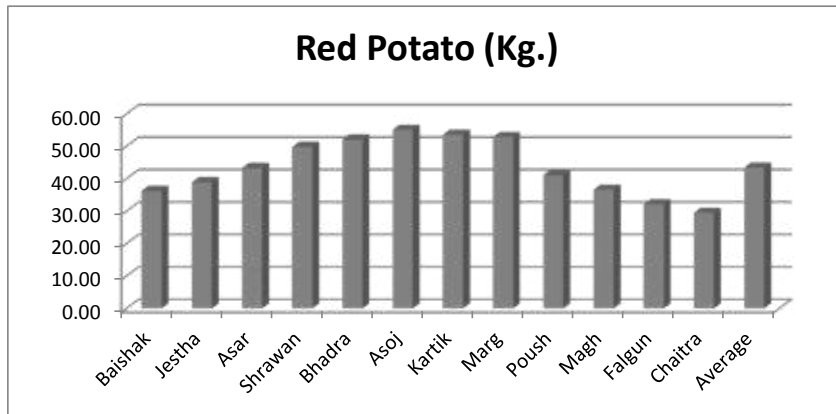
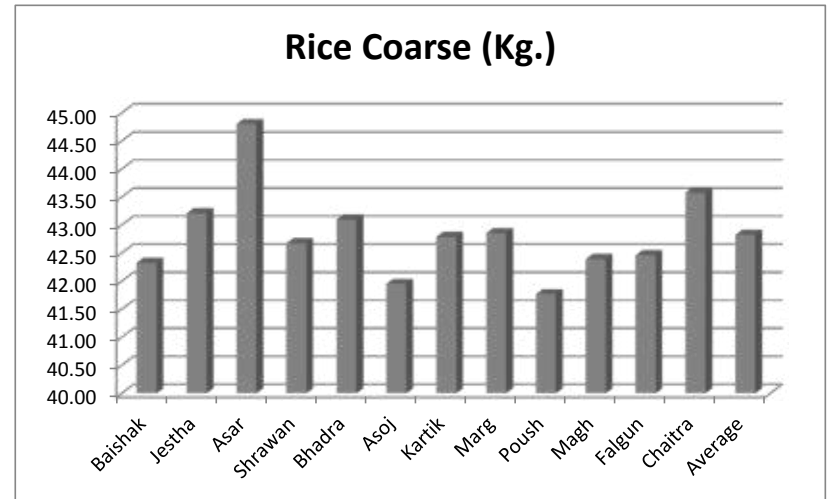
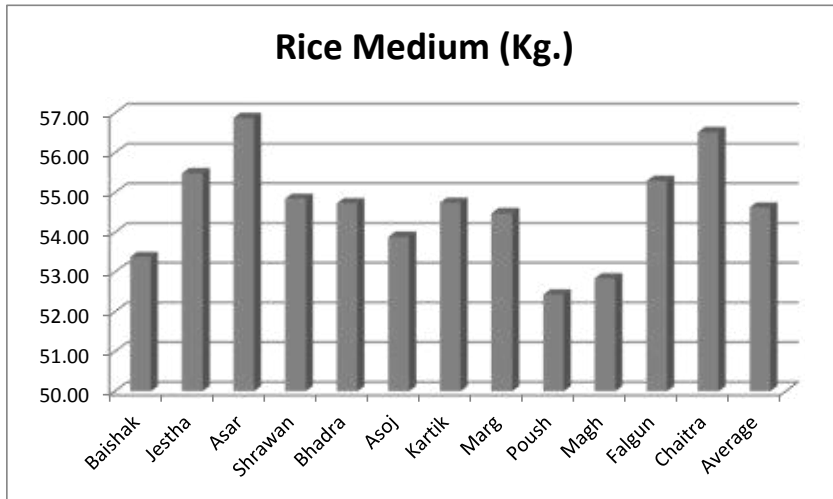
S.No.	Commodities (ससु)	Units (सुसुसु)	Baishak	Jestha	Asar	Shrawan	Bhadra	Asoj	Kartik	Marg	Poush	Magh	Falgun	Chaitra
1	Red Potato (ससु सुसु)	Kg.	40	40	40	50	42	45	52	60	41	24	23	-
2	White Potato (ससु सुसु)	Kg.	35	35	35	45	39	43	48	35	25	19	18	-
3	Tomato Big (सुसु सुसुसुसु)	Kg.	39	28	37	66	67	51	50	47	66	51	50	-
4	Tomato Small (ससु सुसुसुसु)	Kg.	-	-	60	80	33	60	60	-	-	-	-	-
5	Cabbage (सुसुसुसुसु)	Kg.	25	25	35	44	37	40	33	27	25	22	20	-
6	Cauliflower Hill (सुसुसुसुसु)	Kg.	-	-	-	80	57	70	68	41	44	45	45	-
7	Cauliflower Terai (सुसुसुसुसु)	Kg.	60	60	65	-	33	38	43	42	-	27	29	-
8	Green Peas (सुसुसुसुसु)	Kg.	100	100	-	60	33	79	79	75	91	64	74	-
9	Pointed Gourd (सुसुसुसु)	Kg.	-	-	70	65	57	80	71	62	71	-	-	-
10	Capsicum (सुसुसुसुसु)	Kg.	80	80	80	80	80	-	100	78	107	80	80	-
11	Okra (सुसुसु)	Kg.	-	-	-	-	-	-	-	-	-	-	-	-
12	Mango (सुसुसु)	Kg.	-	143	62	69	108	-	-	-	-	-	-	-
13	Orange (सुसुसुसु)	Kg.	120	-	-	-	-	-	112	83	95	96	92	-
14	Apple (सुसुसु)	Kg.	162	208	264	344	195	230	174	133	149	143	140	-
15	Banana (सुसुसु)	Dozen	50	96	84	92	70	59	53	46	39	45	46	-
16	Dry Onion (सुसुसुसु सुसुसु)	Kg.	36	35	40	60	55	49	54	48	44	46	47	-
17	Dry Garlic (सुसुसुसु सुसुसु)	Kg.	80	60	68	70	84	117	106	85	87	198	200	-
18	Fresh Raw Ginger (सुसुसु)	Kg.	178	228	255	200	138	195	150	87	109	84	84	-
19	Dry Chilli (सुसुसुसु सुसुसुसु)	Kg.	221	200	224	220	212	208	200	267	223	209	210	-
20	Green Chilli (सुसुसु सुसुसुसु)	Kg.	80	66	74	72	68	79	90	66	116	83	88	-

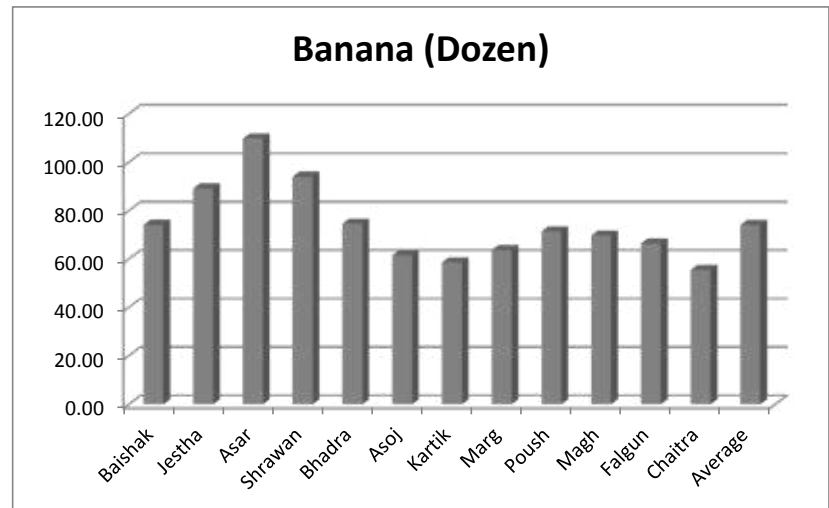
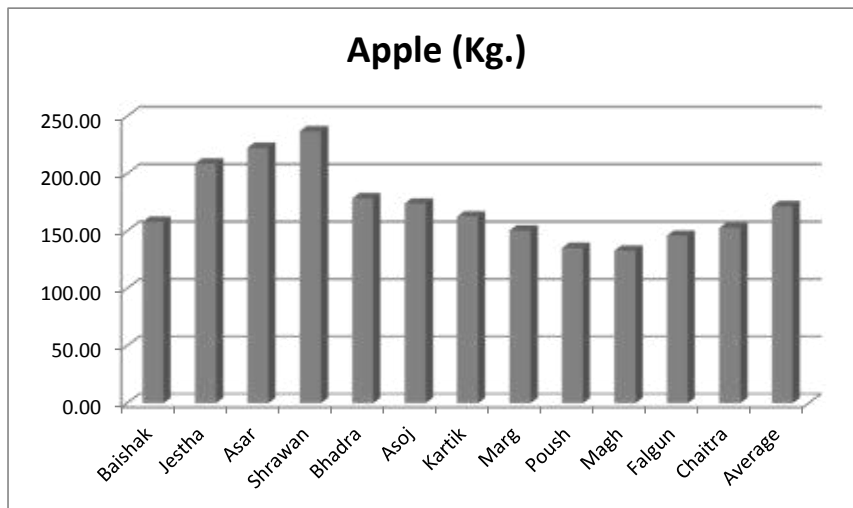
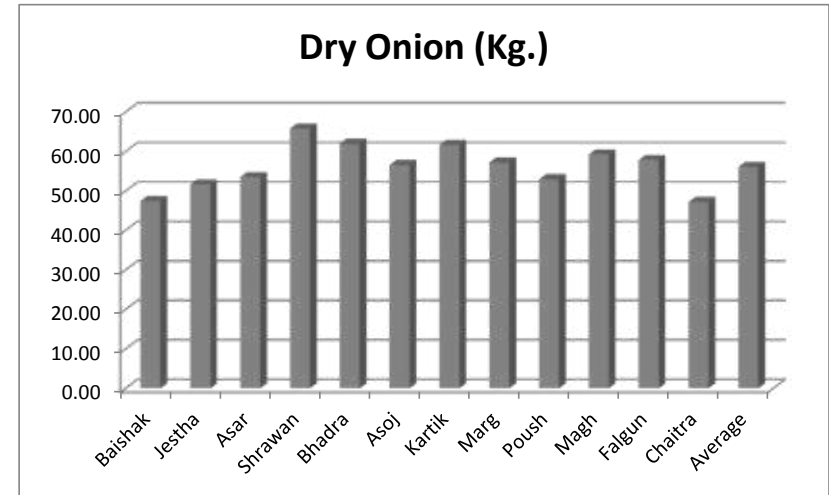
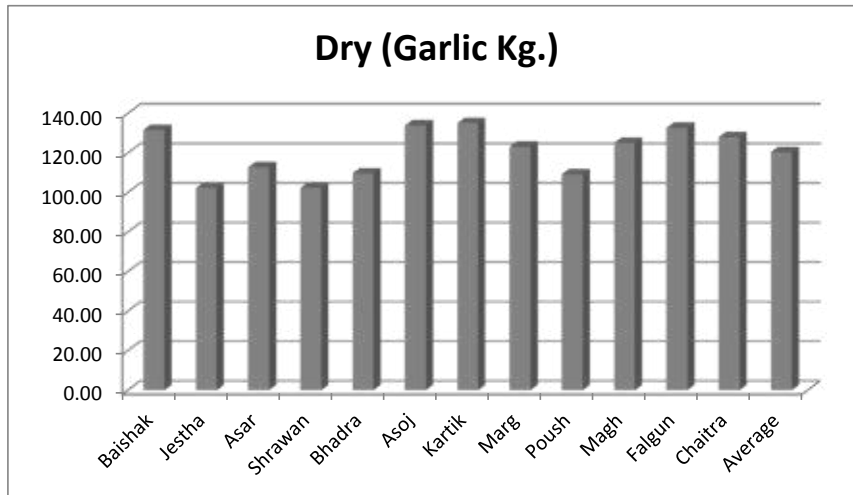
Note : 1. Dash or Blank in Price Indicates Un available

Table No.9

NATIONAL RETAIL PRICE OF SELECTED AGRICULTURAL COMMODITIES, 2071

S.No.	Commodities (वस्तु)	Units (ईकाई)	Baishak	Jestha	Asar	Shrawan	Bhadra	Asoj	Kartik	Marg	Poush	Magh	Falgun	Chaitra	Total
1	Rice Coarse (चामल मोटो)	Kg.	42.33	43.21	44.80	42.68	43.10	41.95	42.79	42.85	41.77	42.39	42.46	43.58	42.83
2	Rice Medium (चामल मध्यम)	Kg.	53.38	55.48	56.88	54.85	54.73	53.89	54.75	54.48	52.43	52.84	55.29	56.52	54.63
3	Rice Fine (चामल मरिचो)	Kg.	77.05	87.59	85.76	88.84	77.95	87.36	85.51	85.53	83.29	84.53	84.11	85.43	84.41
4	Flattened Rice Local (स्थानीय चिउरा)	Kg.	58.02	55.44	57.92	59.03	58.03	61.75	62.30	61.25	60.74	63.37	63.51	65.51	60.57
5	Wheat Flour (महुँको पिठो)	Kg.	45.64	45.32	46.39	43.46	43.44	43.44	44.36	44.07	43.37	45.31	45.91	44.72	44.62
6	Black Gram (Broken) (मासको दात)	Kg.	124.75	125.55	125.27	125.19	123.13	131.50	131.64	130.53	130.31	126.36	138.87	135.41	129.04
7	Pigeon Pea (रहको दात)	Kg.	136.33	139.89	138.78	133.36	129.24	142.14	141.70	140.23	140.35	141.20	146.58	142.61	139.37
8	Moong Broken (मूंगको दात)	Kg.	164.15	166.48	164.28	159.02	150.57	168.91	167.50	169.68	167.11	166.38	170.50	171.23	165.48
9	Lentil Broken (लुसुको दात)	Kg.	123.90	120.05	118.11	118.95	116.73	121.56	125.67	126.11	127.37	131.36	130.43	127.29	123.96
10	Soyabean (भटमास)	Kg.	82.78	87.32	94.12	86.84	88.00	86.62	84.22	83.19	82.43	84.68	80.77	80.90	85.16
11	Chickpea Big (डुलो चना)	Kg.	96.39	96.87	95.78	96.64	95.56	96.98	96.63	95.92	94.77	96.20	99.67	89.71	95.93
12	Chickpea Small (सालो चना)	Kg.	95.93	87.14	89.16	86.09	84.36	86.51	86.35	90.98	88.95	88.22	90.28	83.07	88.09
13	Pea Big (डुलो केराउ)	Kg.	79.78	83.88	85.74	88.99	87.97	88.92	87.86	85.37	87.36	89.01	86.91	78.60	85.87
14	Pea Small (सालो केराउ)	Kg.	81.75	90.78	89.00	85.82	84.86	85.40	83.94	84.40	87.41	89.30	90.40	77.71	85.90
15	Mustard Oil (नैनीको तेल)	Ltr.	172.84	171.11	170.34	172.71	174.08	176.84	173.24	170.94	169.19	173.94	176.66	176.15	173.17
16	Soyabean Oil (भटमासको तेल)	Ltr.	144.34	144.21	145.52	142.63	145.27	146.77	144.70	145.90	151.62	152.29	149.14	147.06	146.62
17	Ghee (घिउ)	Kg.	662.00	682.92	692.94	707.29	678.06	724.84	695.44	695.69	698.24	705.59	700.67	696.82	695.04
18	Vegetable Ghee (वनस्पति घिउ)	Kg.	135.04	139.28	140.16	137.56	135.99	134.24	136.06	140.99	137.57	135.61	134.24	127.53	136.19
19	Chicken (कुखुराको मासु)	Kg.	364.55	349.31	361.39	351.28	327.94	322.71	322.47	320.81	319.56	325.06	341.20	345.33	337.63
20	Mutton (खारीको मासु)	Kg.	560.64	583.85	595.56	608.89	594.21	617.76	609.28	607.89	616.36	621.22	618.33	632.92	605.57
21	Buff (बगुराको मासु)	Kg.	276.00	270.22	304.17	280.00	265.53	289.08	304.93	296.43	289.42	289.46	291.63	299.55	288.03
22	Pork (खबुसुको मासु)	Kg.	286.42	280.29	296.40	271.82	251.33	276.67	276.67	279.09	282.92	283.25	282.29	293.20	280.03
23	Fish Fresh (ताजा माछा)	Kg.	353.82	356.19	380.22	360.61	332.78	338.56	350.53	342.59	354.61	359.89	364.97	360.33	354.59
24	Hen Egg (कुखुराको अण्डा)	Nos.	13.12	13.65	14.23	13.03	13.62	12.50	12.74	13.15	13.14	12.94	13.33	12.63	13.17
25	Milk (दुग्ध)	Ltr.	61.64	58.33	60.33	61.41	60.70	59.41	62.14	61.42	63.37	64.32	65.25	64.23	61.88
26	Sugar (फिनी)	Kg.	77.65	76.23	76.60	74.66	73.65	73.09	73.64	73.56	72.73	70.69	73.83	72.33	74.05
27	Red Potato (सोतो आलु)	Kg.	36.21	38.88	43.28	49.78	52.03	55.06	53.56	52.83	41.10	36.58	32.13	29.47	43.41
28	White Potato (सेतो आलु)	Kg.	33.92	35.51	37.59	42.88	45.47	51.03	61.91	46.18	35.86	32.44	27.64	26.25	39.72
29	Tomato Big (डुलो गोल्डोडा)	Kg.	47.59	39.49	48.77	65.10	67.85	60.51	53.29	51.06	45.96	40.18	41.71	44.04	50.46
30	Tomato Small (सालो गोल्डोडा)	Kg.	64.50	49.25	58.50	61.65	60.20	58.00	59.77	55.56	48.86	44.55	43.05	45.88	54.15
31	Cabbage (बन्दलगाँधी)	Kg.	30.30	34.35	43.60	39.04	37.41	38.71	41.39	31.69	29.64	26.50	26.40	25.29	33.69
32	Cauliflower Hill (काउली पहाडी)	Kg.	57.23	60.00	66.43	76.27	76.13	77.88	72.72	55.70	49.95	42.67	43.00	45.33	60.28
33	Cauliflower Terai (काउली तराई)	Kg.	58.40	51.50	65.00	75.00	62.60	58.42	56.13	47.75	38.83	35.32	36.22	36.60	51.81
34	Green Peas (हरियोकेराउ)	Kg.	79.50	97.50	81.25	73.00	68.50	134.29	114.88	102.61	76.37	69.00	63.42	59.67	85.00
35	Pointed Gourd (परिवत)	Kg.	96.40	62.98	65.35	59.68	63.14	61.17	62.67	55.13	66.50	62.00	74.17	81.60	67.56
36	Capsicum (भेडो सुर्जानी)	Kg.	92.99	96.88	98.56	99.94	102.77	108.33	105.44	102.05	97.91	93.65	81.00	88.00	97.29
37	Okra (भिन्डी)	Kg.				48.17	44.92					169.50	147.50	123.25	44.44
38	Mango (आँप)	Kg.	112.58	103.75	87.00	107.91	117.93	100.00	100.00	100.00	100.00	100.00	100.00	100.00	102.43
39	Orange (सुन्तल)	Kg.	120.00	121.00	100.00	92.00	100.00	86.00	80.05	70.88	72.68	82.36	86.08	91.56	91.88
40	Apple (स्याउ)	Kg.	157.90	208.83	222.64	237.00	178.38	174.00	162.50	150.56	135.13	132.83	145.92	152.73	171.54
41	Banana (केरा)	Dozen	74.15	89.18	109.81	94.07	74.67	61.56	58.62	63.68	71.45	69.72	66.43	55.50	74.07
42	Dry Onion (सुकेको प्याज)	Kg.	47.42	51.63	53.47	65.76	61.94	56.53	61.64	57.17	52.92	59.22	57.80	47.17	56.05
43	Dry Garlic (सुकेको लसुन)	Kg.	131.70	102.18	112.67	102.29	109.70	133.87	134.99	123.07	109.22	124.99	132.62	127.90	120.43
44	Frsh Raw Ginger (मटुंग)	Kg.	170.83	192.37	206.18	173.33	169.90	162.38	149.69	128.14	129.18	120.58	107.17	106.08	151.32
45	Dry Chilli (सुकेको सुर्जानी)	Kg.	355.96	291.05	256.58	252.76	250.15	262.38	259.89	252.88	244.61	232.89	285.90	283.00	269.00
46	Green Chilli (हरियो सुर्जानी)	Kg.	129.05	146.00	152.55	119.12	122.17	96.24	99.11	127.26	119.63	127.03	113.95	101.14	121.10





SOURCE : AGRIBUSSINESS PROMOTION AND MARKETING DEVELOPMENT DIERCTORATE, HARIHARBHAWAN

DISTRICT LEVEL WHOLESALE PRICES OF SELECTED AGRICULTURAL COMMODITIES , 2071

Table No. 10.1

DHANKUTA

S.No.	Commodities (वस्तु)	Units (ईकाई)	Baishak	Jestha	Asar	Shrawan	Bhadra	Asoj	Kartik	Marg	Poush	Magh	Falgun	Chaitra
1	Paddy Coarse (दान मोटी)	Quintal	-	-	-	-	-	-	-	-	-	-	-	-
2	Paddy Medium (दान मध्यम)	Quintal	-	-	-	-	-	-	-	-	-	-	-	-
3	Paddy Fine (दान मसिनो)	Quintal	-	-	-	-	-	-	-	-	-	-	-	-
4	Rice Coarse (चामल मोटी)	Quintal	-	-	-	-	-	-	-	-	-	-	-	-
5	Rice Medium (चामल मध्यम)	Quintal	-	-	-	-	-	-	-	-	-	-	-	-
6	Rice Fine (चामल मसिनो)	Quintal	-	-	-	-	-	-	-	-	-	-	-	-
7	Wheat (गहुँ)	Quintal	-	-	-	-	-	-	-	-	-	-	-	-
8	Wheat Flour (गहुँको चिलो)	Quintal	-	-	-	4550.00	4550.00	4550.00	4550.00	4670.00	4790.00	4790.00	4790.00	4790.00
9	Maize (मकै)	Quintal	-	-	-	2525.00	2525.00	2525.00	2525.00	2625.00	2725.00	2725.00	2725.00	2725.00
10	Blackgram (मासको दास)	Quintal	-	-	-	11500.00	11500.00	11500.00	11500.00	12900.00	14300.00	14300.00	14300.00	14300.00
11	Pigeon Pea (रहसको दास)	Quintal	-	-	-	12400.00	12400.00	12400.00	12400.00	12360.00	12320.00	12320.00	12320.00	12320.00
12	Moong Broken (मूंगको दास)	Quintal	-	-	-	15000.00	15000.00	15000.00	15000.00	15400.00	15800.00	15800.00	15800.00	15800.00
13	Lentil Broken (लुसुको दास)	Quintal	-	-	-	10700.00	10700.00	10700.00	10700.00	10820.00	10940.00	10940.00	10940.00	10940.00
14	Chick Pea Big (चना ठुलो)	Quintal	-	-	-	-	-	-	-	-	-	-	-	-
15	Chick Pea Small (चना सानो)	Quintal	-	-	-	9725.00	9725.00	9725.00	9725.00	9745.00	9765.00	9765.00	9765.00	9765.00
16	Soyabean (भटमास)	Quintal	-	-	-	9300.00	9300.00	9300.00	9300.00	8500.00	7700.00	7700.00	7700.00	7700.00
17	Peas (फेस)	Quintal	-	-	-	8300.00	8300.00	8300.00	8300.00	7500.00	6700.00	6700.00	6700.00	6700.00
18	Mustard Seed (तोरीको भेडा)	Quintal	-	-	-	-	-	-	-	-	-	-	-	-
19	Mustard Oil (तोरीको तेल)	Ltr.	-	-	-	180.00	180.00	180.00	180.00	180.00	180.00	180.00	180.00	180.00
20	Soyabean Oil (भटमासको तेल)	Ltr.	-	-	-	148.00	148.00	148.00	148.00	148.80	149.60	149.60	149.60	149.60
21	Vegetable Ghee (वनस्पति घिउ)	Kg.	-	-	-	-	-	-	-	-	-	-	-	-
22	Fresh Fish (सजा माछा)	Quintal	-	-	-	-	-	-	-	-	-	-	-	-
23	Hen Egg (कुखुराको अण्डा)	Nos.	-	-	-	13.00	13.00	13.00	13.00	12.20	11.40	11.40	11.40	11.40
24	Potato Red (सोतो आलु)	Quintal	-	-	-	3937.50	3937.50	4500.00	4500.00	3250.00	3000.00	3000.00	3000.00	3000.00
25	Potato White (सेतो आलु)	Quintal	-	-	-	3231.25	3231.25	4056.25	4056.25	2806.25	2500.00	2500.00	2500.00	2500.00
26	Tomato Big (गोल्डन टुटो)	Quintal	-	-	-	2125.00	2125.00	3812.50	3812.50	2105.00	2085.00	2085.00	2085.00	2085.00
27	Tomato Small (गोल्डन सानो)	Quintal	-	-	-	-	-	-	-	-	-	-	-	-
28	Cauliflower Tera (काउली तराई)	Quintal	-	-	-	-	-	-	-	-	-	-	-	-
29	Cauliflower Hill (काउली पहाडी)	Quintal	-	-	-	3000.00	3000.00	4500.00	3375.00	3000.00	3000.00	3000.00	3000.00	3000.00
30	Green Peas (हरियो फेस)	Quintal	-	-	-	-	-	-	-	60.00	60.00	60.00	60.00	60.00
31	Mango (आँप)	Quintal	-	-	-	-	-	-	-	-	-	-	-	-
32	Orange (सुन्दा)	Quintal	-	-	-	-	-	-	6000.00	6000.00	6000.00	6000.00	6000.00	6000.00
33	Apple (रुमाल)	Quintal	-	-	-	-	-	-	-	-	-	-	-	-
34	Banana (केरा)	Dozen	-	-	-	48.50	48.50	54.25	54.25	48.10	47.70	47.70	47.70	47.70
35	Fresh Raw Ginger (अदुवा)	Quintal	-	-	-	19500.00	19500.00	18750.00	14250.00	10125.00	4000.00	4000.00	4000.00	4000.00
36	Dry Ginger (सुकेको अदुवा)	Quintal	-	-	-	-	-	-	-	-	-	-	-	-
37	Dry Chilli (सुकेको सुन्तीनी)	Quintal	-	-	-	28000.00	28000.00	28000.00	28000.00	27200.00	26400.00	26400.00	26400.00	26400.00
38	Onion (प्याज)	Quintal	-	-	-	2500.00	2500.00	4250.00	4250.00	2500.00	2500.00	2500.00	2500.00	2500.00
39	Dry Garlic (सुकेको लसुन)	Quintal	-	-	-	9500.00	9500.00	9500.00	9500.00	9000.00	9000.00	9000.00	9000.00	9000.00

Table No. 10.2

MORANG

S.No.	Commodities (संस्कृत)	Units (ईकाई)	Baishak	Jestha	Asar	Shrawan	Bhadra	Asoj	Kartik	Marg	Poush	Magh	Falgun	Chaitra
1	Paddy Coarse (थान मोटो)	Quintal	-	2675	-	2875	2850	2425	2363	2388	2075	2100	2100	2100
2	Paddy Medium (थान मध्यम)	Quintal	-	2900	-	3100	3150	2600	2750	2750	2400	2400	2400	2600
3	Paddy Fine (थान मसिनो)	Quintal	-	4400	-	4400	4400	4800	4200	4200	4000	4000	4000	3500
4	Rice Coarse (सामल मोटो)	Quintal	-	3500	-	3913	3900	3400	3450	3450	3700	3700	3700	2900
5	Rice Medium (सामल मध्यम)	Quintal	-	-	-	4400	4400	3700	4350	4350	4400	4400	4400	4400
6	Rice Fine (सामल मसिनो)	Quintal	-	-	-	9000	9000	9500	10250	10250	11000	11000	11000	5200
7	Wheat (गहूँ)	Quintal	-	2775	-	2688	2625	2730	2750	2763	2800	2800	2800	2700
8	Wheat Flour (गहूँको पिठो)	Quintal	-	-	-	3600	3600	3600	3650	3650	3700	3700	3700	3600
9	Maize (मकै)	Quintal	-	1800	-	1775	1650	2000	1950	1950	2100	2100	2100	2400
10	Blackgram (मासको दास)	Quintal	-	-	-	12000	12500	12200	11500	11500	9000	9000	9000	13000
11	Pigeon Pea (सहको दास)	Quintal	-	11000	-	11500	12000	11000	12500	12500	13000	13000	13000	14000
12	Moong Broken (मूंगको दास)	Quintal	-	16500	-	15000	15500	15500	16000	16000	17000	17000	17000	19000
13	Lentil Broken (लुसुको दास)	Quintal	-	9500	-	11000	11000	9000	12000	12000	11000	11000	11000	12500
14	Chick Pea Big (चना ठुलो)	Quintal	-	7000	-	6000	6000	6500	6250	6250	7250	8000	8000	6700
15	Chick Pea Small (चना सानो)	Quintal	-	-	-	-	-	-	-	-	6500	6500	6500	-
16	Soyabean (भटमास)	Quintal	-	-	-	8000	8000	8000	8000	8000	8000	8000	8000	7500
17	Peas (केसर)	Quintal	-	-	-	5750	7000	6000	6500	6250	6250	6000	6000	6400
18	Mustard Seed (तोरीको भेडा)	Quintal	-	-	-	-	-	-	-	-	-	-	-	5500
19	Mustard Oil (तोरीको तेल)	Ltr.	-	150	-	156	156	156	156	156	156	156	156	156
20	Soyabean Oil (भटमासको तेल)	Ltr.	-	123	-	122	122	122	122	122	122	121	121	122
21	Vegetable Ghee (वनस्पति घिउ)	Kg.	-	122	-	115	114	114	116	116	116	116	116	116
22	Fresh Fish (तजा माछा)	Quintal	-	20300	-	20000	21300	19300	19300	19300	19300	19300	19300	22000
23	Hen Egg (कुखुराको अण्डा)	Nos.	-	11	-	10	10	10	11	11	11	11	11	10
24	Potato Red (सोतो आलु)	Quintal	-	2800	-	4300	3800	4500	3250	3250	2200	2200	2200	1100
25	Potato White (सोतो आलु)	Quintal	-	-	-	3185	3600	3500	2350	2350	1600	1600	1600	900
26	Tomato Big (गोलभेंडा ठुलो)	Quintal	-	2800	-	4300	2500	4500	2900	2900	2800	2800	2800	2500
27	Tomato Small (गोलभेंडा सानो)	Quintal	-	-	-	-	-	-	-	-	-	-	-	1700
28	Cauliflower Terai (काज्जी तराई)	Quintal	-	-	-	-	-	-	1600	1600	1600	1600	1600	1400
29	Cauliflower Hill (काज्जी पहाडी)	Quintal	-	-	-	3184	5000	4700	-	-	-	-	-	-
30	Green Peas (हरियोकेसर)	Quintal	-	-	-	-	-	-	9000	9000	4500	-	-	4000
31	Mango (आम्र)	Quintal	-	-	-	8500	-	-	-	-	-	-	-	-
32	Orange (खुन्सरा)	Quintal	-	-	-	-	-	-	7600	6900	7000	-	-	7300
33	Apple (स्याउ)	Quintal	-	-	-	20000	11700	10300	11000	11000	10500	10500	10500	10800
34	Banana (केरा)	Dozen	-	-	-	40	50	32	30	30	22	22	22	27
35	Fresh Raw Ginger (अदुमा)	Quintal	-	-	-	13685	15000	10700	7100	4900	9450	9200	9200	6400
36	Dry Ginger (सुकेको अदुमा)	Quintal	-	-	-	4400	-	-	4000	-	14700	14700	14700	11000
37	Dry Chilli (सुकेको खुर्सानी)	Quintal	-	17500	-	19315	19000	19300	20000	20000	14850	9700	9700	22000
38	Onion (प्याज)	Quintal	-	3000	-	4400	4100	4200	4000	4000	17350	20000	20000	25000
39	Dry Garlic (सुकेको तरसुन)	Quintal	-	10000	-	9500	11300	10200	9600	9600	6350	3500	3500	8400

Table No. 10.3

KATHMANDU

S.No.	Commodities (सस्तु)	Units (ईकाई)	Baishak	Jestha	Asar	Shrawan	Bhadra	Asoj	Kartik	Marg	Poush	Magh	Falgun	Chaitra
1	Paddy Coarse (थान मोटो)	Quintal	–	–	3650	3700	4000	4000	4000	4000	4000	4000	4050	4400
2	Paddy Medium (थान माध्यम)	Quintal	–	–	–	–	–	–	–	–	–	–	–	–
3	Paddy Fine (थान मसिनो)	Quintal	–	–	4500	4500	4500	4500	4500	4500	4500	4500	4550	4700
4	Rice Coarse (सामल मोटो)	Quintal	–	–	3500	3500	3500	3500	3500	3500	3500	3500	3500	3500
5	Rice Medium (सामल माध्यम)	Quintal	–	–	5300	5300	5250	5300	5300	5300	5300	5300	5400	5500
6	Rice Fine (सामल मसिनो)	Quintal	–	–	8300	8300	8300	8300	8300	8300	8300	8300	8400	8500
7	Wheat (गहूँ)	Quintal	–	–	3500	3500	3500	3500	3500	3500	3500	3500	3500	3500
8	Wheat Flour (गहूँको पिठो)	Quintal	–	–	4000	4000	4000	4000	4000	4000	4000	4000	4000	4000
9	Maize (मकै)	Quintal	–	–	3300	3300	3400	3500	3500	3500	3500	3500	3500	3500
10	Blackgram (मासको दास)	Quintal	–	–	–	10500	–	–	10500	–	10500	10500	11250	12000
11	Pigeon Pea (सहको दास)	Quintal	–	–	11150	11300	11300	11300	11300	11300	11300	11300	11550	11800
12	Moong Broken (मूंगको दास)	Quintal	–	–	11750	12000	12000	12200	12000	12000	12000	12000	12500	13200
13	Lentil Broken (लुसुको दास)	Quintal	–	–	9400	9500	9500	9500	9500	9500	9500	9500	10100	10700
14	Chick Pea Big (चना ठुलो)	Quintal	–	–	7700	9200	9200	9000	9000	9000	9000	9000	9000	9000
15	Chick Pea Small (चना सानो)	Quintal	–	–	7500	7500	7250	7000	7000	7000	7000	7000	7300	7400
16	Soyabean (भटमास)	Quintal	–	–	9550	9600	9300	9000	6500	9000	9200	9200	10000	10500
17	Peas (केसर)	Quintal	–	–	6400	6500	6400	6500	6500	6500	6500	7000	7100	7200
18	Mustard Seed (तोरीको भेडा)	Quintal	–	–	9600	9600	9600	9600	9600	9600	9600	9600	9600	9600
19	Mustard Oil (तोरीको तेल)	Ltr.	–	–	155	155	155	155	155	155	155	155	155	155
20	Soyabean Oil (भटमासको तेल)	Ltr.	–	–	125	125	125	125	125	125	125	125	125	125
21	Vegetable Ghee (वनस्पति घिउ)	Kg.	–	–	120	120	120	120	120	120	120	120	121	122
22	Fresh Fish (तजा माछा)	Quintal	–	–	22300	22400	22400	26000	22500	22500	22500	22500	22500	22500
23	Hen Egg (कुसुमको अण्डा)	Nos.	–	–	12	12	12	11	11	11	10	10	10	10
24	Potato Red (सोतो आलु)	Quintal	–	–	3500	3500	4650	5000	4000	3600	2400	2300	2300	2300
25	Potato White (सोतो आलु)	Quintal	–	–	3000	3000	4000	4300	3500	3100	1800	1850	1900	1900
26	Tomato Big (गोलभेंडा ठुलो)	Quintal	–	–	2850	2400	4000	4700	2600	2300	2500	2400	3000	4300
27	Tomato Small (गोलभेंडा सानो)	Quintal	–	–	2150	2000	3500	4300	20	1900	2000	1950	2000	3600
28	Cauliflower Terai (फाजती चलाई)	Quintal	–	–	–	–	–	–	–	–	–	–	–	–
29	Cauliflower Hill (फाजती पहाडी)	Quintal	–	–	3500	3500	4500	5300	4300	3500	3000	2350	1800	2000
30	Green Peas (हरियोकेसर)	Quintal	–	–	7450	7500	7500	4700	6700	4000	4700	3900	3700	3500
31	Mango (आम्र)	Quintal	–	–	4100	5500	7700	–	–	–	–	–	–	–
32	Orange (खुन्सरा)	Quintal	–	–	–	–	–	–	4000	3600	4000	5300	6900	7300
33	Apple (स्याउ)	Quintal	–	–	9400	10500	12200	9000	8000	8000	8000	7850	8000	8300
34	Banana (केरा)	Dozen	–	–	51.5	57	73.5	33	47.5	33	33	33	34	45
35	Fresh Raw Ginger (अदुमा)	Quintal	–	–	15900	16500	16100	16000	16000	15400	16000	14650	13300	13700
36	Dry Ginger (सुकेको अदुमा)	Quintal	–	–	28000	28000	28000	28000	28000	28000	28000	28000	28000	28000
37	Dry Chilli (सुकेको सुगन्धी)	Quintal	–	–	19000	19000	19000	19000	17000	15300	16500	16500	16750	17000
38	Onion (प्याज)	Quintal	–	–	3750	4700	4000	3700	3600	3100	3700	3700	4000	4000
39	Dry Garlic (सुकेको तरसुन)	Quintal	–	–	15300	15300	15000	14700	14700	14500	14700	14700	14700	14500

Table No. 10.4

NUWAKOT

S.No.	Commodities (वस्तु)	Units (ईकाई)	Baishak	Jestha	Asar	Shrawan	Bhadra	Asoj	Kartik	Marg	Poush	Magh	Falgun	Chaitra
1	Paddy Coarse (सान मोटो)	Quintal	2233	2300	1933	2200	2200	2200	2133	2133	2133	2133	2134.5	2133
2	Paddy Medium (सान मध्यम)	Quintal	2800	2400	2500	2450	2450	2450	2450	2450	2450	2450	2450	2450
3	Paddy Fine (सान मसिनो)	Quintal	3000	2800	3133	3083	3083	3083.33	3800	3800	3800	3800	3800	3800
4	Rice Coarse (सामल मोटो)	Quintal	3300	3500	3000	2600	2600	2600	3033	3033	3033	3033	3033	3033
5	Rice Medium (सामल मध्यम)	Quintal	4000	4500	3733	3733	3733	3733.33	4767	4767	4767	4767	4767	4767
6	Rice Fine (सामल मसिनो)	Quintal	6000	6500	5133	5400	5400	5400	6933	6933	6933	6933	6933	6933
7	Wheat (गहुँ)	Quintal	2400	-	3200	2200	2200	2200	-	-	-	-	-	-
8	Wheat Flour (गहुँको पिठो)	Quintal	4000	3500	3767	3700	3700	3700	3700	3700	3700	3700	3700	3700
9	Maize (मकै)	Quintal	2367	-	1550	2350	2350	2350	2350	2350	2350	2350	2350	2350
10	Blackgram (मासको दास)	Quintal	6767	9000	11000	11000	11000	10666.665	10333	10333	10666.5	10333	10333	10333
11	Pigeon Pea (खरको दास)	Quintal	9633	11000	12000	12166	12166	11583	11000	11000	12167	12166.5	11000	12167
12	Moong Broken (मूंगको दास)	Quintal	-	12000	12000	12000	12000	12083	12167	12167	12000	12000	12167	12000
13	Lentil Broken (लुसुको दास)	Quintal	8800	9000	8433	8500	8500	8500	12000	12000	8500	8500	12000	8500
14	Chick Pea Big (चना ठुलो)	Quintal	6300	7000	8167	7166.5	7167	7166.67	8500	8500	7167	7167	8500	7167
15	Chick Pea Small (चना सानो)	Quintal	8600	-	6300	7000	7000	7000	7167	7167	7000	7000	7167	7000
16	Soyabean (भटमास)	Quintal	6900	7233	5833	7500	7500	7500	7000	7000	7500	7000	7000	7500
17	Peas (फेस)	Quintal	5500	6233	5833	7833	7833	7833.33	7500	7500	7833	7833	7500	7833
18	Mustard Seed (मैसको भेडा)	Quintal	-	-	-	-	-	-	7833	7833	-	-	7833	-
19	Mustard Oil (मैसको तेल)	Ltr.	150	147	148	190	190	190	190	190	190	190	190	190
20	Soyabean Oil (भटमासको तेल)	Ltr.	130	130	125	133	133	133	133	133	133	133	133	133
21	Vegetable Ghee (वनस्पति घिउ)	Kg.	120	120	116	120	120	120	120	120	120	120	120	120
22	Fresh Fish (सजा माछा)	Quintal	45000	-	-	65000	65000	35750	65000	65000	35000	35000	65000	35000
23	Hen Egg (कुखुराको अण्ड)	Nos.	12	7	7	12	12	12	12	12	12	12	12	12
24	Potato Red (सोतो आलु)	Quintal	1967	2000	1650	3067	3067	3066.67	3066	3066	3067	2250	1767	1600
25	Potato White (सोतो आलु)	Quintal	1633	2000	1550	3167	3167	3166.67	3166	3167	3167	2000	1700	1500
26	Tomato Big (भोलभेडा ठुलो)	Quintal	3000	2000	2000	2733	2733	2716.665	2733	2733	2649.5	2233	2233	2233
27	Tomato Small (भोलभेडा सानो)	Quintal	2233	2000	2000	2733	2733	2716.665	2733	2733	2649.5	2233	2233	2233
28	Cauliflower Terai (फरासी तसई)	Quintal	-	-	-	-	-	-	-	-	-	-	-	-
29	Cauliflower Hill (फरासी पहाडी)	Quintal	3000	-	-	-	-	-	5000	2000	2416.5	1933.5	1900	1900
30	Green Peas (गरेकोस)	Quintal	-	-	-	-	-	-	-	-	4366	4367	4366	4367
31	Mango (आँप)	Quintal	6000	6500	5000	-	-	750	-	-	-	-	-	-
32	Orange (खुन्च)	Quintal	-	-	-	-	-	-	700	7000	700	616.5	5150	533
33	Apple (ख्याउ)	Quintal	11000	10000	10667	2100	2100	1600	7700	14000	1400	1400	14000	1333
34	Banana (केरा)	Dozen	52	80	48	90	90	51.5	67	67	67	57.5	48	48
35	Fresh Raw Ginger (अदुमा)	Quintal	6667	16000	8000	18000	18000	18000	3000	3000	12333.5	5667	6667	4667
36	Dry Ginger (सुकेको अदुमा)	Quintal	-	-	-	-	-	-	8833	8833	-	-	8833	-
37	Dry Chilli (सुकेको खुर्सानी)	Quintal	1667	15000	15667	15917	15917	15958.5	18000	18000	15917	15917	15917	15917
38	Onion (प्याज)	Quintal	2000	2150	3250	3000	3000	3000	-	-	2883.5	2767	2767	2767
39	Dry Garlic (सुकेको तरुण)	Quintal	6500	8000	3667	8833	8833	9000	15916	15916	8833	8833	8817.5	8833

Table No. 10.5

PARSA

S.No.	Commodities (वस्तु)	Units (इकाई)	Baishak	Jestha	Asar	Shrawan	Bhadra	Asoj	Kartik	Marg	Poush	Magh	Falgun	Chaitra
1	Paddy Coarse (सान मोटे)	Quintal	-	2800	-	2900	2925	2850	2800	2850	2150	2150	2250	-
2	Paddy Medium (सान माध्यम)	Quintal	-	3750	-	4075	4125	3500	3400	3400	2550	2550	2950	-
3	Paddy Fine (सान मसिने)	Quintal	-	5850	-	6225	5950	5850	6000	6000	4750	4750	5200	-
4	Rice Coarse (साम्रल मोटे)	Quintal	-	4100	-	4225	4250	4200	4200	4200	3325	3325	3250	-
5	Rice Medium (साम्रल माध्यम)	Quintal	-	5300	-	5325	5212.5	5450	5500	5500	4550	4550	4800	-
6	Rice Fine (साम्रल मसिने)	Quintal	-	10250	-	10150	5050	10000	10000	10000	9100	9100	9200	-
7	Wheat (गहुँ)	Quintal	-	2650	-	2675	2800	2775	2850	2825	2925	2925	2800	-
8	Wheat Flour (गहुँको पिठो)	Quintal	-	1600	-	3200	3262.5	1825	3350	3350	3350	3350	3600	-
9	Maize (मकै)	Quintal	-	2300	-	1975	1975	2000	2000	2000	2250	2245	2300	-
10	Blackgram (मासको दल)	Quintal	-	9900	-	10350	10800	10900	11000	10900	11300	11300	11700	-
11	Pigeon Pea (शहको दल)	Quintal	-	14450	-	14575	14500	12700	11000	12700	14600	12950	14600	-
12	Moong Broken (मूंगको दल)	Quintal	-	16900	-	17450	17300	17550	17700	17600	17650	16100	17600	-
13	Lentil Broken (सुरुमेको दल)	Quintal	-	11350	-	11300	11100	11200	11400	11300	12300	15300	13000	-
14	Chick Pea Big (चना ठुलो)	Quintal	-	11300	-	11300	11200	11100	11000	11200	11550	11600	11800	-
15	Chick Pea Small (चना सानो)	Quintal	-	8350	-	8225	8200	8050	8100	8100	8300	9900	8400	-
16	Soyabean (भटमास)	Quintal	-	8550	-	8300	8300	8100	8200	8200	8250	8300	8300	-
17	Peas (केराउ)	Quintal	-	7150	-	6450	6600	6250	6300	6200	6500	7400	6500	-
18	Mustard Seed (नोरीको बीउ)	Quintal	-	6700	-	6700	6900	6900	6800	6800	7350	6950	7500	-
19	Mustard Oil (नोरीको तेल)	Ltr.	-	173	-	175.5	176	175.5	175	173.5	180	180	185	-
20	Soyabean Oil (भटमासको तेल)	Ltr.	-	141.5	-	143	143	142.5	143	142	148	164	149	-
21	Vegetable Ghee (वनस्पति घिउ)	Kg.	-	159	-	155	156	154	155	153.5	152	150	153	-
22	Fresh Fish (सजा माछा)	Quintal	-	26250	-	22000	21000	22000	21000	21500	25250	25250	26500	-
23	Hen Egg (कुसुसको अण्डा)	Nos.	-	10.6	-	11	9	9.5	11.5	12	12	12	12	-
24	Potato Red (सोतो आलु)	Quintal	-	2725	-	3500	3850	4000	2050	1950	2750	2750	1900	-
25	Potato White (सेतो आलु)	Quintal	-	2675	-	3435	3775	3700	1650	1650	2250	2250	1850	-
26	Tomato Big (भोटभोज ठुलो)	Quintal	-	3500	-	3650	4750	4350	4700	4450	4000	4000	3500	-
27	Tomato Small (भोटभोज सानो)	Quintal	-	3600	-	3850	5050	4500	4800	4550	3900	3900	3000	-
28	Cauliflower Terai (काउली तराई)	Quintal	-	1700	-	-	-	-	5000	-	2250	2250	1200	-
29	Cauliflower Hill (काउली पहाडी)	Quintal	-	-	-	4250	5150	4250	4000	4500	-	-	-	-
30	Green Peas (भटकोसा)	Quintal	-	-	-	-	-	-	-	-	5000	5000	4200	-
31	Mango (आम्र)	Quintal	-	10000	-	10000	11250	-	-	-	-	-	-	-
32	Orange (सुन्तला)	Quintal	-	13000	-	-	-	-	-	-	7000	7000	7500	-
33	Apple (स्याउ)	Quintal	-	14000	-	20100	13000	11000	10000	10500	10000	10000	10000	-
34	Banana (केरा)	Dozen	-	42.5	-	35	37.5	37.5	40	37.5	42.5	45	45	-
35	Fresh Raw Ginger (शुद्धा)	Quintal	-	12000	-	17750	18500	18000	18000	18000	12500	5570	11600	-
36	Dry Ginger (सुकेको अदुम)	Quintal	-	-	-	-	-	-	-	-	-	4600	-	-
37	Dry Chilli (सुकेको सुपारी)	Quintal	-	17500	-	17250	17200	17600	17800	17600	18100	18100	18500	-
38	Onion (प्याउ)	Quintal	-	3350	-	5100	5100	4250	4000	4250	4550	4550	4400	-
39	Dry Garlic (सुकेको लसुन)	Quintal	-	7500	-	9250	9500	9000	9000	9000	9250	9250	8500	-

Table No. 10.6

CHITWAN

S.No.	Commodities (वस्तु)	Units (ईकाई)	Baishak	Jestha	Asar	Shrawan	Bhadra	Asoj	Kartik	Marg	Poush	Magh	Falgun	Chaitra
1	Paddy Coarse (सान मोटो)	Quintal	2500	2600	2600	2100	2100	2025	2000	2150	2200	2200	2200	-
2	Paddy Medium (सान माध्यम)	Quintal	2300	2500	2500	2500	2500	2300	2250	2300	2300	2300	2300	-
3	Paddy Fine (सान मसिनो)	Quintal	4500	-	-	2950	2950	2900	2850	2925	2950	2950	2950	-
4	Rice Coarse (सामल मोटो)	Quintal	3800	4000	4000	4200	4000	3800	3800	4175	3950	3937.5	3600	3625
5	Rice Medium (सामल माध्यम)	Quintal	4200	4500	4500	5300	4900	4800	4800	5300	5300	5300	5225	5275
6	Rice Fine (सामल मसिनो)	Quintal	5300	5500	5500	5750	5150	5700	5700	5900	6000	5700	5850	6250
7	Wheat (गहुँ)	Quintal	2500	2650	2650	2600	2600	2600	2600	2550	2550	2725	2750	2750
8	Wheat Flour (गहुँको पिठो)	Quintal	3700	3800	3825	3775	3300	3900	3800	3825	3400	3400	3600	3450
9	Maize (मकै)	Quintal	2200	2200	1950	1900	2000	2150	2225	2275	2250	2450	2500	2500
10	Blackgram (मासणो दात)	Quintal	10800	12200	12200	12250	11750	12000	12000	11500	12500	11250	13000	13000
11	Pigeon Pea (रुखको दात)	Quintal	12300	13500	13500	12900	12100	12000	12000	11750	12500	12000	13000	13000
12	Moong Broken (मूंगको दात)	Quintal	14000	14500	14500	14250	14000	14250	12500	18000	18000	14750	16000	16750
13	Lentil Broken (लुसुको दात)	Quintal	7500	12300	12300	12350	12250	12250	12500	12250	13150	12000	13000	12900
14	Chick Pea Big (चना ठुलो)	Quintal	7500	8200	8200	8000	8000	7200	7500	6600	7500	7750	7500	7750
15	Chick Pea Small (चना सानो)	Quintal	7200	7700	7700	7200	7250	7000	7000	6500	7000	7100	7000	7250
16	Soyabean (भटमास)	Quintal	9000	7300	7500	8250	7750	7725	8000	7000	7000	7000	7750	7500
17	Peas (फेस)	Quintal	7200	6700	6800	6825	6800	6750	6800	6250	6600	7000	7000	6500
18	Mustard Seed (मैसीको भेडा)	Quintal	7150	7150	7200	8800	7900	8000	8000	8250	8500	6900	7000	7000
19	Mustard Oil (मैसीको तेल)	Ltr.	195	195	195	131	127.5	132.5	125	116	130	142.5	147.5	157.5
20	Soyabean Oil (भटमासको तेल)	Ltr.	133	133	133	130	130	125	116	110	122.5	122.5	124	137.5
21	Vegetable Ghee (वनस्पति घिउ)	Kg.	-	-	-	-	-	-	-	110	-	-	110	-
22	Fresh Fish (तजा माछा)	Quintal	28000	29000	29000	28000	23250	20000	20000	18000	20000	20000	20000	20750
23	Hen Egg (कुखुराको अण्डा)	Nos.	9.9	10.6	10.6	9.65	10.15	9.5	9.5	10	10	10	10	10
24	Potato Red (रातो आलु)	Quintal	3250	3800	3800	5000	4150	4850	5250	2900	2100	1750	1600	1800
25	Potato White (सैतो आलु)	Quintal	2800	3300	3300	4800	3800	4225	4725	2500	1900	1550	1500	1650
26	Tomato Big (मोटोभेडा ठुलो)	Quintal	3250	4200	4750	5500	6000	3900	3000	3400	3650	2400	2400	4000
27	Tomato Small (मोटोभेडा सानो)	Quintal	3750	5000	5750	7500	6400	5100	4250	2750	4000	2750	2700	3500
28	Cauliflower Terai (काउली तराई)	Quintal	3700	4500	4350	-	-	-	-	2400	2150	2000	1500	1900
29	Cauliflower Hill (काउली पहाडी)	Quintal	4500	5500	5350	5750	5500	7250	4000	2700	2100	2200	1700	2250
30	Green Peas (हरियोफेसा)	Quintal	5400	-	-	-	-	10000	10000	8500	6375	6000	5500	6350
31	Mango (मैया)	Quintal	11750	10000	7500	10000	-	-	-	-	-	-	-	-
32	Orange (सुन्तला)	Quintal	-	-	-	-	-	4500	4000	4500	5000	6000	6500	6750
33	Apple (स्यंग)	Quintal	16750	28000	27000	15000	10000	11500	11000	10000	10500	10000	9750	10100
34	Banana (बैया)	Dozen	70	50	47.5	45	40	43.5	43.5	35.5	35.5	39	51	57
35	Fresh Raw Ginger (अदुवा)	Quintal	23000	24500	24250	13250	12500	12250	14500	6875	8400	6500	7500	8500
36	Dry Ginger (सुकेको अदुवा)	Quintal	7500	6000	6250	15000	14750	14750	15000					
37	Dry Chilli (सुकेको सुर्जनी)	Quintal	24000	24500	24500	20000	20000	20000	20000	19000	19000	20000	20000	20000
38	Onion (स्यान्)	Quintal	2900	3800	3700	4600	3625	24000	3850	3750	3750	3775	3600	3100
39	Dry Garlic (सुकेको लसुन)	Quintal	13500	11800	11800	12750	11150	13250	12000	14000	13000	13000	12500	13250

Table No. 10.7

RUPANDEHI

S.No.	Commodities (वस्तु)	Units (इकाई)	Baishak	Jestha	Asar	Shrawan	Bhadra	Asoj	Kartik	Marg	Poush	Magh	Falgun	Chaitra
1	Paddy Coarse (सान मोटो)	Quintal	-	-	-	2200	2300	2200	2050	2000	2050	2055	2055	1875
2	Paddy Medium (सान मध्यम)	Quintal	-	-	-	2400	2700	2750	2350	7250	2350	2350	2350	2050
3	Paddy Fine (सान मसिनो)	Quintal	-	-	-	3200	2800	2850	2500	2500	2500	2500	2500	2350
4	Rice Coarse (सामल मोटो)	Quintal	-	-	-	3800	3900	3325	2900	2900	2900	2900	2900	2900
5	Rice Medium (सामल मध्यम)	Quintal	-	-	-	3900	5000	4000	3500	3500	3500	3500	3500	3275
6	Rice Fine (सामल मसिनो)	Quintal	-	-	-	8400	5000	-	4200	4200	4200	4200	4200	4110
7	Wheat (गहुँ)	Quintal	-	-	-	2600	2500	2600	2600	2600	2600	2600	2600	2287.5
8	Wheat Flour (गहुँको पिठो)	Quintal	-	-	-	3200	3000	3100	4500	4500	4500	4500	4500	3600
9	Maize (मकै)	Quintal	-	-	-	2500	12000	2200	2300	2300	2300	5150	2300	4550
10	Blackgram (मासको दल)	Quintal	-	-	-	10500	11500	12000	16000	16000	16000	16000	16000	14375
11	Pigeon Pea (रुसको दल)	Quintal	-	-	-	12400	12700	11700	15000	15000	15000	15000	15000	15000
12	Moong Broken (मूंगको दल)	Quintal	-	-	-	20000	-	18000	20000	20000	20000	20000	20000	20000
13	Lentil Broken (लसुनेको दल)	Quintal	-	-	-	11200	11700	12000	14000	14000	14000	14000	14000	13375
14	Chick Pea Big (चना ठुलो)	Quintal	-	-	-	7000	7200	7400	9000	9000	9000	9000	9000	41500
15	Chick Pea Small (चना सानो)	Quintal	-	-	-	6800	7000	7500	8000	8000	8000	8000	8000	41000
16	Soyabean (भटमास)	Quintal	-	-	-	8000	9000	8400	9000	9000	9000	9000	9000	8000
17	Peas (फेस)	Quintal	-	-	-	6100	6000	-	8000	8000	8000	7500	7500	6316.5
18	Mustard Seed (तोरीको भेडा)	Quintal	-	-	-	6000	7000	6000	-	-	-	-	-	-
19	Mustard Oil (तोरीको तेल)	Ltr.	-	-	-	164.5	128	167	180	180	180	180	180	171.25
20	Soyabean Oil (भटमासको तेल)	Ltr.	-	-	-	118	118	130	125	125	125	125	125	118.75
21	Vegetable Ghee (काजपति घिउ)	Kg.	-	-	-	111	114	130	120	120	120	120	120	110.5
22	Fresh Fish (ताजा माछा)	Quintal	-	-	-	32000	28000	30000	30000	30000	30000	30000	30000	21000
23	Hen Egg (कुखुराको अण्डा)	Nos.	-	-	-	10.6	9.3	10	9	10	10	9.5	9.5	10.5
24	Potato Red (सोतो आलु)	Quintal	-	-	-	3600	4000	3900	1300	1300	1300	1300	1300	1150
25	Potato White (सोतो आलु)	Quintal	-	-	-	3200	3500	3600	1200	1200	1200	1200	1200	1050
26	Tomato Big (मोटोमोटा टुटो)	Quintal	-	-	-	3500	6500	4000	2500	2500	2500	2500	2500	2615
27	Tomato Small (मोटोमोटा सानो)	Quintal	-	-	-	2500	5500	4000	2500	2500	2500	2500	2500	2615
28	Cauliflower Terai (काउली तराई)	Quintal	-	-	-	-	-	-	1200	1200	1200	1200	1200	1000
29	Cauliflower Hill (काउली पहाडी)	Quintal	-	-	-	3500	5000	6000	-	-	-	-	-	3500
30	Green Peas (हरियो फेस)	Quintal	-	-	-	-	-	-	5500	5500	5500	5500	5500	4500
31	Mango (मोवा)	Quintal	-	-	-	8000	8500	-	-	-	-	-	-	-
32	Orange (सुन्तला)	Quintal	-	-	-	-	-	-	5000	4500	4500	4500	4500	7125
33	Apple (सेब)	Quintal	-	-	-	20000	12000	10000	12000	11000	11000	11000	11000	11000
34	Banana (बेया)	Dozen	-	-	-	25	50	24	65	65	65	67.5	52.5	47.5
35	Fresh Raw Ginger (अदुवा)	Quintal	-	-	-	16000	18000	14000	8000	7000	7000	7000	7000	13000
36	Dry Ginger (सुकेको अदुवा)	Quintal	-	-	-	46000	40000	55000	-	55000	55000	55000	55000	40000
37	Dry Chilli (सुकेको सुर्जनी)	Quintal	-	-	-	20000	22000	20000	20000	18500	18500	18500	18500	20000
38	Onion (प्याज)	Quintal	-	-	-	3500	4500	3400	3400	3400	3400	3400	3400	2800
39	Dry Garlic (सुकेको लसुन)	Quintal	-	-	-	11000	11000	11000	12100	12500	5000	10250	10500	8000

Table No. 10.8

SURKHET

S.No.	Commodities (वस्तु)	Units (ईकाई)	Baishak	Jestha	Asar	Shrawan	Bhadra	Asoj	Kartik	Marg	Poush	Magh	Falgun	Chaitra
1	Paddy Coarse (सान भोटो)	Quintal	1992	1917	-	1983	2008	2033	2033	2033.5	2200	2200	2230	2260
2	Paddy Medium (सान माध्यम)	Quintal	2300	2250	-	2267	2283.5	2300	2333	2166.5	2400	2400	2450	2500
3	Paddy Fine (सान मसिलो)	Quintal	2666.5	2600	-	2700	1501.5	2733	2767	2516.5	2967	2973.5	2990	3000
4	Rice Coarse (सामल भोटो)	Quintal	3175	3283	-	3367	3767	3767	3767	3350	3883	3884.5	3886	3886
5	Rice Medium (सामल माध्यम)	Quintal	4383	4500	-	4600	4317	4317	4317	4176	4400	4390	6430	6460
6	Rice Fine (सामल मसिलो)	Quintal	6000	6000	-	6000	6133	6241.5	6350	6028.5	6533	6536.5	13630	13630
7	Wheat (गहुँ)	Quintal	-	-	-	-	-	3972.5	3967	3275	-	2550	2550	2550
8	Wheat Flour (गहुँको पिठो)	Quintal	3891.5	3817	-	3817	3967	-	-	-	4000	3935	3877.5	3885
9	Maize (मकै)	Quintal	-	-	-	2600	2600	2466.5	2617	2365	2700	2690	2680	2680
10	Blackgram (मासको दात)	Quintal	11266.5	11533	-	11533	12067	11000	11000	12783.5	12067	11948.5	11860	6523
11	Pigeon Pea (रुखको दात)	Quintal	12333.5	13200	-	13200	13200	12633.5	12067	13361	13200	13410	13620	13620
12	Moong Broken (मूंगको दात)	Quintal	-	-	-	-	-	13200	13200	19000	-	16160	16160	16160
13	Lentil Broken (लसुनेको दात)	Quintal	10000	10000	-	10000	10933	10933	10933	11551.5	10933	10896.5	6391	11700
14	Chick Pea Big (चना ठुलो)	Quintal	8833	8533	-	8533	8533	8533	8533	7966.5	8533	8531.5	8530	8740
15	Chick Pea Small (चना सानो)	Quintal	8000	8000	-	8000	4400	8000	8000	7411	8000	8000	8000	8240
16	Soyabean (भटमास)	Quintal	7033.5	7000	-	7500	7500	7050	39250	7000	7250	6446.5	6765	6500
17	Peas (फेस)	Quintal	6950	6733	-	6733	6733	6733	6733	6566.5	6733	6736.5	6740	6965
18	Mustard Seed (मोरीको भेडा)	Quintal	-	-	-	10000	10000	11000	11000	11800	11000	11100	11200	11200
19	Mustard Oil (मोरीको तेल)	Ltr.	162	162	-	162	162	162	162	161	162	159.5	157	157
20	Soyabean Oil (भटमासको तेल)	Ltr.	147	147	-	147	147	147	147	143.5	147	146.5	146	146
21	Vegetable Ghee (कायमपति घिउ)	Kg.	120	120	-	122.5	125	117.5	125	140	127.5	125	122.5	125
22	Fresh Fish (ताजा माछा)	Quintal	23133	23133	-	23133	23133	13133	30000	17250	32000	27966.5	28200	28200
23	Hen Egg (कुखुराको अण्डा)	Nos.	11	11	-	11	11	11	11	11.5	11	11	11	11
24	Potato Red (सोतो आलु)	Quintal	3266.5	4533	-	5575	6100	27005.5	4867	4866.5	2800	2336.5	2132	1800
25	Potato White (सेतो आलु)	Quintal	2967	-	-	-	-	4933	-	5200	-	-	-	1500
26	Tomato Big (मोटभेडा ठुलो)	Quintal	2800	1933	-	5633.5	5417	3783	2500	4150	3746.5	3540	3730	3400
27	Tomato Small (मोटभेडा सानो)	Quintal	-	-	-	-	-	-	-	-	-	-	-	-
28	Cauliflower Terai (काउली तराई)	Quintal	2267	-	-	-	-	-	-	-	-	-	-	-
29	Cauliflower Hill (काउली पहाडी)	Quintal	4767	5233	-	6533	3233	5366.5	3933	3583.5	2500	2080	2080	3320
30	Green Peas (हरियो फेस)	Quintal	-	-	-	-	-	7533	6000	5633	4967	5670	5590	5400
31	Mango (मोवा)	Quintal	7167	7533	-	7633	-	-	-	-	-	-	-	-
32	Orange (सुन्तला)	Quintal	-	-	-	-	-	-	4600	6700	4833	6156.5	6080	6000
33	Apple (सेरा)	Quintal	-	-	-	12100	6333	7733	-	12083.5	10767	11473.5	12180	6853
34	Banana (बेना)	Dozen	48	55	-	55	48	48	48	43.5	41	38	40	53
35	Fresh Raw Ginger (अदुवा)	Quintal	16067	25100	-	13733	16067	11283.5	45	6950	5633.5	7123.5	6500	6920
36	Dry Ginger (सुकेको अदुवा)	Quintal	-	-	-	-	-	-	6500	9400	-	-	-	-
37	Dry Chilli (सुकेको सुर्जनी)	Quintal	22433	22433	-	25333	25333	27333	27333	28666.5	27333	21316.5	21300	21300
38	Onion (प्याज)	Quintal	3341.5	3450	-	3933	4142	4550	4583.5	4766.5	4050	4163.5	4160	4160
39	Dry Garlic (सुकेको लसुन)	Quintal	4533	8867	-	7000	8167	13183.5	13500	10700	7767	9883.5	12000	15000

Table No. 10.9

BANKE

S.No.	Commodities (वस्तु)	Units (इकाई)	Baishak	Jeshta	Asar	Shrawan	Bhadra	Asoj	Kartik	Marg	Poush	Magh	Falgun	Chaitra
1	Paddy Coarse (घान मोटी)	Quintal	-	-	-	2216.667	2216.667	2200	2200	2050	2050	2050	2000	2000
2	Paddy Medium (घान मध्यम)	Quintal	-	-	-	2366.667	2366.667	2400	2400	2250	2250	2250	2466.6667	2466.667
3	Paddy Fine (घान मासुवा)	Quintal	-	-	-	3666.667	4000	4000	4000	4000	4000	4000	4000	4000
4	Rice Coarse (चामल मोटी)	Quintal	-	-	-	3500	3500	3500	3500	3500	3500	3500	3500	3500
5	Rice Medium (चामल मध्यम)	Quintal	-	-	-	4000	4000	4000	4000	2255	4100	4100	4100	4100
6	Rice Fine (चामल सफिलो)	Quintal	-	-	-	5500	5500	6500	6500	8500	8500	8500	8200	8200
7	Wheat (गहुँ)	Quintal	-	-	-	2300	2300	2300	2300	2275	2250	2250	2500	2400
8	Wheat Flour (गहुँको फिलो)	Quintal	-	-	-	3400	3400	3400	3400	3383	3366	3366	3600	3600
9	Maize (मकै)	Quintal	-	-	-	2500	2500	2500	2500	2500	2500	2500	3000	3000
10	Blackgram (मासुको दल)	Quintal	-	-	-	10000	5500	11000	11000	5800	10500	10500	11000	11000
11	Pigeon Pea (रहको दल)	Quintal	-	-	-	10200	10500	10500	10500	12500	11000	11000	12400	13800
12	Moong Broken (मूंगको दल)	Quintal	-	-	-	13000	13000	13600	13600	9750	11000	11000	14400	15000
13	Lentil Broken (लसुमेको दल)	Quintal	-	-	-	8500	8500	8500	8500	10800	14000	14000	8750	9000
14	Chick Pea Big (चना ठूलो)	Quintal	-	-	-	7600	7600	7600	7600	8050	8500	8500	7600	7550
15	Chick Pea Small (चना सानो)	Quintal	-	-	-	6200	6200	6200	6200	6900	7600	7600	6200	6200
16	Soyabean (भटमास)	Quintal	-	-	-	7500	8300	8300	8300	8500	8500	8500	7800	7600
17	Peas (फेस)	Quintal	-	-	-	4500	4500	4500	4500	4500	4500	4500	4350	4200
18	Mustard Seed (तोरीको भेडा)	Quintal	-	-	-	7500	7500	7500	7500	7500	7500	7500	7500	7500
19	Mustard Oil (तोरीको तेल)	Ltr.	-	-	-	180	180	180	180	190	190	190	190	190
20	Soyabean Oil (भटमासको तेल)	Ltr.	-	-	-	141.6667	141.6667	155	155	308	458	458	158	158
21	Vegetable Ghee (वनस्पति घिउ)	Kg.	-	-	-	118	118	118	118	118	118	118	118	118
22	Fresh Fish (ताजा माछा)	Quintal	-	-	-	28000	28000	28000	28000	28000	28000	28000	28000	28000
23	Hen Egg (कुखुराको अण्डा)	Nos.	-	-	-	11	11	11	11	10	10	10	10	10
24	Potato Red (रातो आलु)	Quintal	-	-	-	4000	4000	4000	4000	4000	4000	4000	1800	1750
25	Potato White (सेतो आलु)	Quintal	-	-	-	3600	3600	3600	3600	3600	3600	3600	1600	1550
26	Tomato Big (भोलभोज ठूलो)	Quintal	-	-	-	4700	4700	5500	5500	2583.5	2567	2567	2550	3300
27	Tomato Small (भोलभोज सानो)	Quintal	-	-	-	-	-	-	-	-	-	-	-	-
28	Cauliflower Terai (काउली तराई)	Quintal	-	-	-	-	-	1900	1900	2500	2500	2500	1900	2000
29	Cauliflower Hill (काउली पहाडी)	Quintal	-	-	-	5500	6300	7100	7100	3500	3500	3500	-	-
30	Green Peas (हरियो फेस)	Quintal	-	-	-	6700	6700	6700	6700	6683	6666	6666	4500	4000
31	Mango (आँप)	Quintal	-	-	-	8500	8500	8500	8500	8500	-	-	-	18000
32	Orange (खुन्चन)	Quintal	-	-	-	-	-	-	-	5500	5000	5000	9000	8500
33	Apple (खरा)	Quintal	-	-	-	16000	9000	5750	5750	15000	15000	15000	14650	17050
34	Banana (केरा)	Dozen	-	-	-	55	55	53	53	50	49.5	45	50	50
35	Fresh Raw Ginger (अदुवा)	Quintal	-	-	-	17700	17700	11150	11150	9000	9000	9000	9000	9000
36	Dry Ginger (सुकेको अदुवा)	Quintal	-	-	-	36000	36000	35000	35000	35000	35000	35000	35000	35000
37	Dry Chilli (सुकेको खुर्सानी)	Quintal	-	-	-	25000	25000	24000	24000	25000	25000	25000	25000	25000
38	Onion (प्याज)	Quintal	-	-	-	5500	55	4800	4800	4000	4000	4000	4500	4000
39	Dry Garlic (सुकेको तरसुन)	Quintal	-	-	-	8000	8000	8000	8000	7900	7975	7950	4500	4500

Table No. 10.10

DOTI

S.No.	Commodities (सस्त)	Units (ईकाई)	Baishak	Jestha	Asar	Shrawan	Bhadra	Asoj	Kartik	Marg	Poush	Magh	Falgun	Chaitra
1	Paddy Coarse (घान मोटो)	Quintal	-	-	-	-	-	-	-	-	3900	4000	4000	-
2	Paddy Medium (घान मध्यम)	Quintal	-	-	-	-	-	-	-	-	4980	4000	4000	-
3	Paddy Fine (घान मरिखो)	Quintal	-	-	-	-	-	-	-	-	4000	4000	4300	-
4	Rice Coarse (घामल मोटो)	Quintal	-	-	-	3900	3900	-	3900	3800	6860	6860	5330	-
5	Rice Medium (घामल मध्यम)	Quintal	-	-	-	-	-	-	6000	5960	4000	4000	4000	-
6	Rice Fine (घामल मरिखो)	Quintal	-	-	-	6000	6000	-	-	-	5560	5560	5680	-
7	Wheat (गहुँ)	Quintal	-	-	-	-	-	-	-	37200	3580	3580	3590	-
8	Wheat Flour (गहुँको पिठो)	Quintal	-	-	-	3700	4850	-	3700	37200	20470	3740	3820	-
9	Maize (मकै)	Quintal	-	-	-	-	-	-	-	13600	2200	2200	2200	-
10	Blackgram (मासको दल)	Quintal	-	-	-	13300	15500	-	15600	14100	13250	12900	13250	-
11	Pigeon Pea (रहसको दल)	Quintal	-	-	-	13100	13850	-	14600	15800	14100	13600	13600	-
12	Moong Broken (मूंगको दल)	Quintal	-	-	-	15800	17000	-	17000	15050	17500	18000	18000	-
13	Lentil Broken (मसुरोको दल)	Quintal	-	-	-	12000	12000	-	13100	13100	13000	12900	13200	-
14	Chick Pea Big (चना ठुलो)	Quintal	-	-	-	10400	10700	-	8600	-	9000	9000	9200	-
15	Chick Pea Small (चना सानो)	Quintal	-	-	-	-	-	-	-	5900	8200	8200	8500	-
16	Soyabean (भटमास)	Quintal	-	-	-	6400	6700	-	5100	7250	5600	5300	5300	-
17	Peas (पिचर)	Quintal	-	-	-	9700	10000	-	8600	8600	8600	8600	8600	-
18	Mustard Seed (तोरीको नेत्र)	Quintal	-	-	-	-	-	-	-	159	12000	12000	12000	-
19	Mustard Oil (तोरीको तेल)	Ltr.	-	-	-	155	159	-	159	159.5	158.5	158	158	-
20	Soyabean Oil (भटमासको तेल)	Ltr.	-	-	-	127	160	-	160	160	160	160	160	-
21	Vegetable Ghee (वनस्पति घिउ)	Kg.	-	-	-	-	-	-	-	150	148	148	148	-
22	Fresh Fish (सजा माछा)	Quintal	-	-	-	35000	35000	-	35000	35000	37500	40000	40000	-
23	Hen Egg (कसुरको अण्डा)	Nos.	-	-	-	-	-	-	-	14	14	14	14	-
24	Potato Red (सोतो आलु)	Quintal	-	-	-	4200	5100	-	5300	4100	3000	2500	2450	-
25	Potato White (सेतो आलु)	Quintal	-	-	-	3600	-	-	4750	3750	2450	2200	2000	-
26	Tomato Big (नोटभोज ठुलो)	Quintal	-	-	-	7200	9400	-	4700	4200	3800	3400	4700	-
27	Tomato Small (नोटभोज सानो)	Quintal	-	-	-	-	-	-	-	-	3300	3300	3300	-
28	Cauliflower Terai (काउली तराई)	Quintal	-	-	-	-	-	-	-	4000	2820	2820	3160	-
29	Cauliflower Hill (काउली पहाडी)	Quintal	-	-	-	7200	5600	-	5200	4000	3850	3700	4500	-
30	Green Peas (हरियोमास)	Quintal	-	-	-	-	-	-	-	-	6300	6700	6050	-
31	Mango (आँच)	Quintal	-	-	-	-	-	-	-	-	-	-	-	-
32	Orange (सुन्तला)	Quintal	-	-	-	-	-	-	-	14800	7950	8400	8800	-
33	Apple (स्याउ)	Quintal	-	-	-	34600	16800	-	14800	7429.5	13750	13000	13600	-
34	Banana (बिना)	Dozen	-	-	-	72	72	-	59	59	59	40	48.5	-
35	Fresh Raw Ginger (अदुवा)	Quintal	-	-	-	-	-	-	-	5600	8400	8400	8400	-
36	Dry Ginger (सुकेको अदुवा)	Quintal	-	-	-	11300	10600	-	10600	5600	14300	23000	24000	-
37	Dry Chilli (सुकेको सुपान्नी)	Quintal	-	-	-	28000	28000	-	-	4200	2460	2460	15730	-
38	Onion (प्याज)	Quintal	-	-	-	6400	6400	-	6400	5250	4100	4000	4600	-
39	Dry Garlic (सुकेको तरसुन)	Quintal	-	-	-	5200	5800	-	6215	6300	7150	8000	12450	-

Table No. 10.11

KAILALI

S.No.	Commodities (संस्कृत)	Units (इकाई)	Baishak	Jeshta	Asar	Shrawan	Bhadra	Asoj	Kartik	Marg	Poush	Magh	Falgun	Chaitra
1	Paddy Coarse (साम्त मोटी)	Quintal	2000	2200	2250	2250	-	1860	1980	2275	1856	1923	1900	-
2	Paddy Medium (साम्त माध्यम)	Quintal	2050	2250	2320	2300	-	2000	1666.5	2817.5	1970	2045	2055	-
3	Paddy Fine (साम्त अतिमोटी)	Quintal	2200	2450	2540	2550	-	2100	2466.5	3950	2200	2210	2220	-
4	Rice Coarse (साम्त मोटी)	Quintal	3000	3150	2818	3300	-	2950	3358.5	3465	2900	2902.5	2920	-
5	Rice Medium (साम्त माध्यम)	Quintal	3800	4000	3925	4000	-	4000	4158.5	4500	3800	3650	3720	-
6	Rice Fine (साम्त अतिमोटी)	Quintal	5200	5200	5285	5300	-	5600	5975	7720	5600	5345	5440	-
7	Wheat (गहुँ)	Quintal	2700	2570	2570	2600	-	2616	3308	2575	2600	2690	2620	-
8	Wheat Flour (गहुँको पिठो)	Quintal	2500	2500	3250	3300	-	3200	3200	3260.5	3221	3221	3221	-
9	Maize (मकै)	Quintal	2500	2500	2500	2000	-	2000	2308.5	1990	2200	2210	2220	-
10	Blackgram (मासको दल)	Quintal	11240	10520	11290	11500	-	14000	12693.5	10900	13500	13960	13930	-
11	Pigeon Pea (शहको दल)	Quintal	13000	12500	12750	12600	-	13520	13360	13900	11500	13060	14040	-
12	Moong Broken (मूंगको दल)	Quintal	19000	17400	18000	17500	-	18640	18640	15461	14200	14420	14400	-
13	Lentil Broken (सुसुगेको दल)	Quintal	10500	11500	10630	11730	-	12120	11526.5	15100	17940	18700	18800	-
14	Chick Pea Big (चना ठुलो)	Quintal	7500	7600	7540	7600	-	7500	8016.5	10450	7400	12440	11400	-
15	Chick Pea Small (चना सानो)	Quintal	6800	6800	6800	6800	-	6760	7380	7700	6822	8130	7755	-
16	Soyabean (भटमास)	Quintal	7480	7200	7420	7400	-	7500	7500	7400	6000	7710	7320	-
17	Peas (फेस)	Quintal	6460	6500	6450	6400	-	6580	6656.5	6040	6400	6470	6500	-
18	Mustard Seed (तोसोको भेडा)	Quintal	5000	-	6110	6000	-	6030	8515	6600	7500	6440	6120	-
19	Mustard Oil (तोसोको तेल)	Ltr.	160	155	160	160	-	160	161	168	160	161	161	-
20	Soyabean Oil (भटमासको तेल)	Ltr.	140	140	140	140	-	140	143.5	141	150	133	136	-
21	Vegetable Ghee (काजपति घिउ)	Kg.	130	130	130	130	-	130	130	150	132	130	127	-
22	Fresh Fish (सजा माछा)	Quintal	20000	28000	27800	15655	-	282	30100	24750	27000	27000	25000	-
23	Hen Egg (सुसुगेको अण्डा)	Nos.	12	12	14	10.8	-	11.2	11	11	11	12	12	-
24	Potato Red (सोतो आलु)	Quintal	4000	4000	4000	2525	-	5800	5266.5	4100	5200	2400	2130	-
25	Potato White (सेतो आलु)	Quintal	3500	3500	3500	2272.5	-	5200	5200	3500	2300	1850	3580	-
26	Tomato Big (मोसोसोसो टुटो)	Quintal	4000	2800	3300	3035.7	-	7600	5350	4500	4300	5100	4600	-
27	Tomato Small (मोसोसोसो सानो)	Quintal	-	-	5000	-	-	-	-	5000	-	-	-	-
28	Cauliflower Terai (काजली तराई)	Quintal	6000	6000	6500	-	-	-	-	3400	4500	2400	2900	-
29	Cauliflower Hill (काजली पहाडी)	Quintal	-	-	-	8000	-	9600	6716.5	-	-	-	-	-
30	Green Peas (भटकोमा)	Quintal	10000	10000	-	-	-	-	5633	6750	7500	6500	7400	-
31	Mango (मोवा)	Quintal	-	14300	6200	5800	-	-	-	-	-	-	-	-
32	Orange (सुन्दा)	Quintal	12000	-	-	-	-	12000	8033.5	7600	8600	10000	10400	-
33	Apple (स्याउ)	Quintal	16000	20000	26400	34400	-	11200	10983.5	11100	15400	14300	12000	-
34	Banana (केरा)	Dozen	50	96	84	92	-	5400	47.5	51	33	45	30	-
35	Fresh Raw Ginger (अदुवा)	Quintal	17800	22800	25500	20000	-	10000	7916.5	9200	11000	8400	6500	-
36	Dry Ginger (सुकेको अदुवा)	Quintal	-	-	-	20000	-	-	-	15000	-	-	8400	-
37	Dry Chilli (सुकेको सुन्तीली)	Quintal	21000	20000	22400	22000	-	22100	24716.5	20500	22300	20900	21000	-
38	Onion (प्याउ)	Quintal	-	3500	4000	7200	-	6600	5266.5	4500	4800	4600	4700	-
39	Dry Garlic (सुकेको तरसुन)	Quintal	8000	6000	32000	7000	-	10200	12966.5	8700	8600	19800	11000	-

Table No.10.12

KANCHANPUR

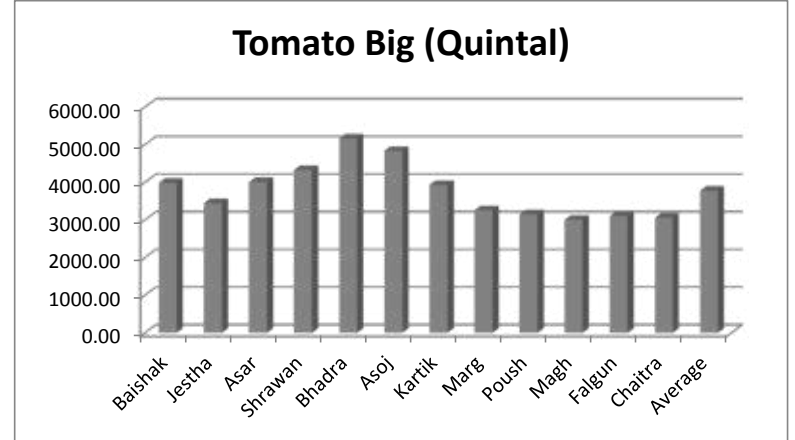
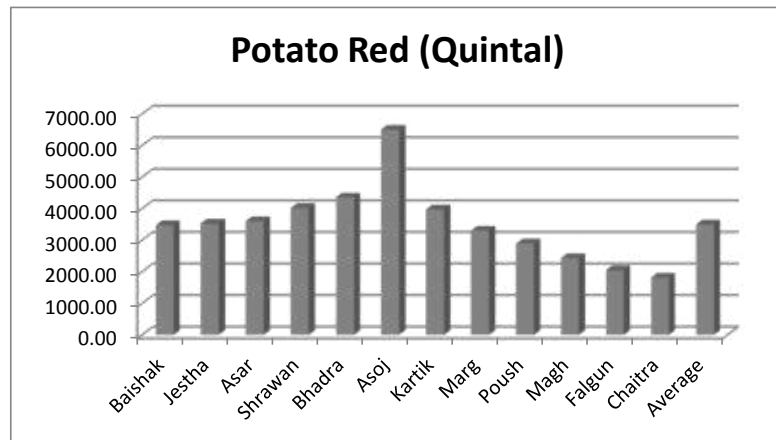
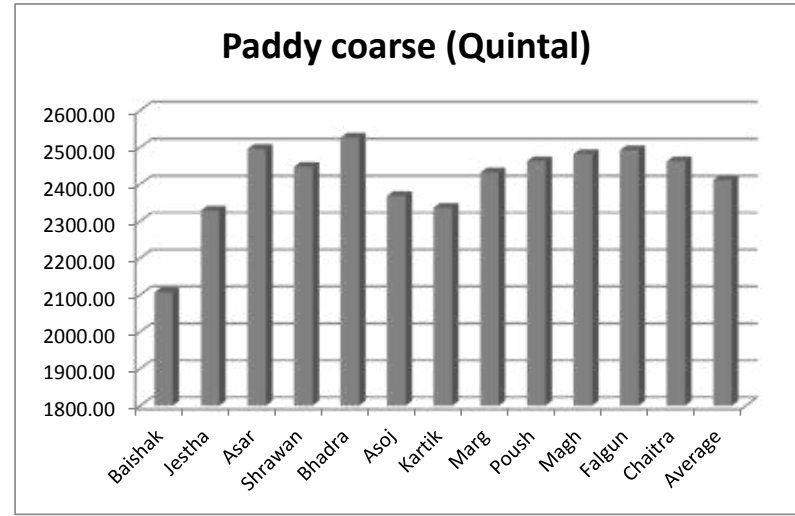
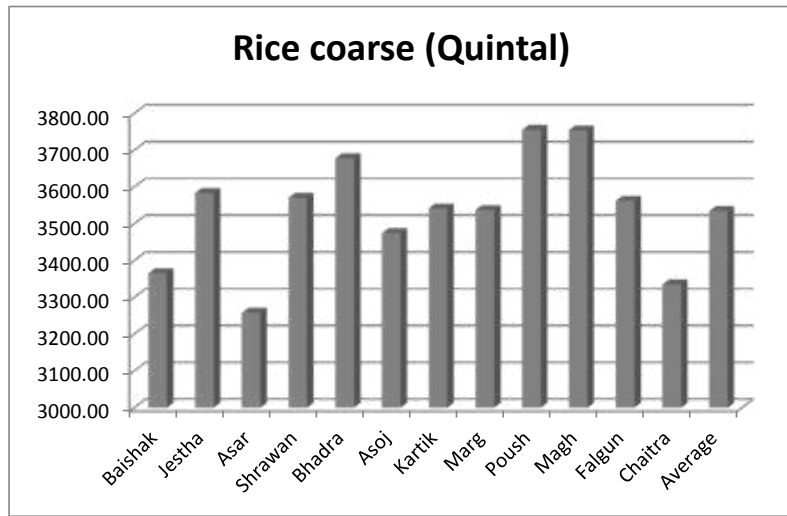
S.No.	Commodities (संस्कृत)	Units (ईकाई)	Baishak	Jestha	Asar	Shrawan	Bhadra	Asoj	Kartik	Marg	Poush	Magh	Falgun	Chaitra
1	Paddy Coarse (सान मोटे)	Quintal	1805	1805	2042.5	2042.5	2130	1890	1805	-	-	-	-	-
2	Paddy Medium (सान मध्यम)	Quintal	1915	1915	2230	2230	2327.5	2065	1915	-	-	-	-	-
3	Paddy Fine (सान मसिनो)	Quintal	2060	2060	2437.5	2437.5	2560	2280	2060	-	-	-	-	-
4	Rice Coarse (चामल मोटे)	Quintal	3550	3550	2970	2970	3460	3700	3550	-	-	-	-	-
5	Rice Medium (चामल मध्यम)	Quintal	5300	5300	5340	5340	5330	5620	5300	-	-	-	-	-
6	Rice Fine (चामल मसिनो)	Quintal	10235	10235	8900	8900	9100	10230	10235	-	-	-	-	-
7	Wheat (गहुँ)	Quintal	2335	2335	2390	2390	2355	2427.5	2335	-	-	-	-	-
8	Wheat Flour (गहुँको पिठो)	Quintal	3160	3160	2900	2900	3030	3170	3160	-	-	-	-	-
9	Maize (मकै)	Quintal	6370	6370	5950	5950	6750	6200	6370	-	-	-	-	-
10	Blackgram (मसको दान)	Quintal	13020	13020	12680	12680	12540	13530	13020	-	-	-	-	-
11	Pigeon Pea (रङ्गको दान)	Quintal	13900	13900	13280	13280	13220	14330	13900	-	-	-	-	-
12	Moong Broken (मूँगको दान)	Quintal	18160	18160	18190	18190	18210	18330	18160	-	-	-	-	-
13	Lentil Broken (मसुरोको दान)	Quintal	12870	12870	9900	9900	10610	12660	12870	-	-	-	-	-
14	Chick Pea Big (चना ठुलो)	Quintal	13840	13840	10180	10180	12560	13940	13840	-	-	-	-	-
15	Chick Pea Small (चना सानो)	Quintal	8900	8900	10080	10080	8450	8800	8900	-	-	-	-	-
16	Soyabean (भटमास)	Quintal	13480	13480	9300	9300	8700	13520	13480	-	-	-	-	-
17	Peas (फेस)	Quintal	7610	7610	6250	6250	6360	7160	7610	-	-	-	-	-
18	Mustard Seed (नोमीको बीज)	Quintal	9160	9160	8050	8050	8615	8500	9160	-	-	-	-	-
19	Mustard Oil (नोमीको तेल)	Ltr.	187	187	168.5	168.5	169.5	182.8	187	-	-	-	-	-
20	Soyabean Oil (भटमासको तेल)	Ltr.	159	159	126.5	126.5	131.5	156.8	159	-	-	-	-	-
21	Vegetable Ghee (वनस्पति घिउ)	Kg.	139.6	139.6	141	141	139.8	138.6	139.6	-	-	-	-	-
22	Fresh Fish (नयाँ माछा)	Quintal	34400	34400	32000	32000	32850	33200	34400	-	-	-	-	-
23	Hen Egg (कुखुराको अण्डा)	Nos.	12	12	10	10	10	10	12	-	-	-	-	-
24	Potato Red (रातो आलु)	Quintal	4860	4860	5060	5060	5280	4900	4860	-	-	-	-	-
25	Potato White (सेतो आलु)	Quintal	4440	4440	4190	4190	4160	4270	4440	-	-	-	-	-
26	Tomato Big (भोलभोज ठुलो)	Quintal	6850	6850	7100	7100	8660	8300	6850	-	-	-	-	-
27	Tomato Small (भोलभोज सानो)	Quintal	-	-	-	-	-	-	-	-	-	-	-	-
28	Cauliflower Terai (काउली तराई)	Quintal	6200	6200	12350	12350	12270	11030	6200	-	-	-	-	-
29	Cauliflower Hill (काउली पहाडी)	Quintal	5200	5200	11900	11900	11280	10850	5200	-	-	-	-	-
30	Green Peas (हरियो मसुरो)	Quintal	3860	3860	5000	5000	4500	-	3860	-	-	-	-	-
31	Mango (आम)	Quintal	-	-	9350	9350	-	-	-	-	-	-	-	-
32	Orange (खुर्सन्दा)	Quintal	7100	7100	-	-	-	-	7100	-	-	-	-	-
33	Apple (खैरा)	Quintal	12500	12500	13150	13150	13400	11700	12500	-	-	-	-	-
34	Banana (केरा)	Dozen	51.1	51.1	50	50	48	53.3	51.1	-	-	-	-	-
35	Fresh Raw Ginger (खट्टो)	Quintal	9450	9450	11400	11400	10800	10890	9450	-	-	-	-	-
36	Dry Ginger (खुट्टोको अट्टो)	Quintal	32450	32450	26950	26950	30800	32740	32450	-	-	-	-	-
37	Dry Chilli (खुट्टोको खुर्सानी)	Quintal	31000	31000	32000	32000	32350	31600	31000	-	-	-	-	-
38	Onion (प्याज)	Quintal	232340	232340	4040	4040	4180	4580	232340	-	-	-	-	-
39	Dry Garlic (खुट्टोको तरसुन)	Quintal	14300	14300	11400	11400	12400	13400	14300	-	-	-	-	-

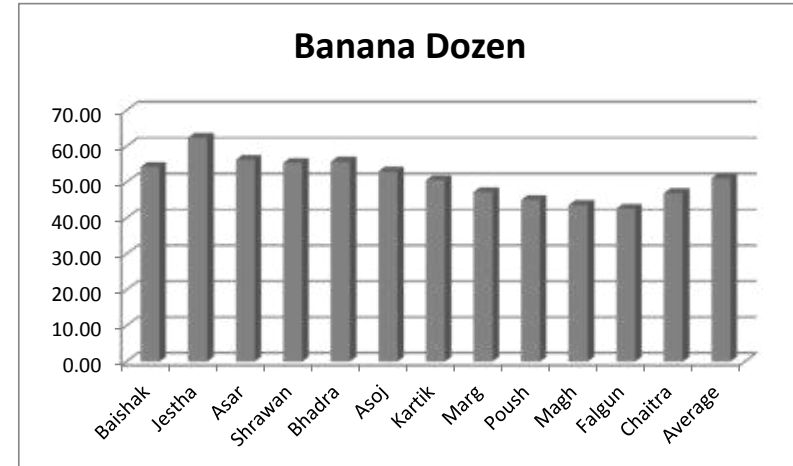
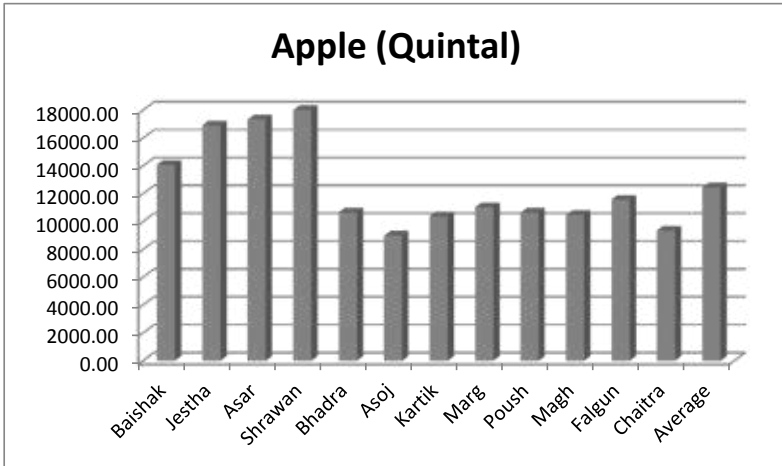
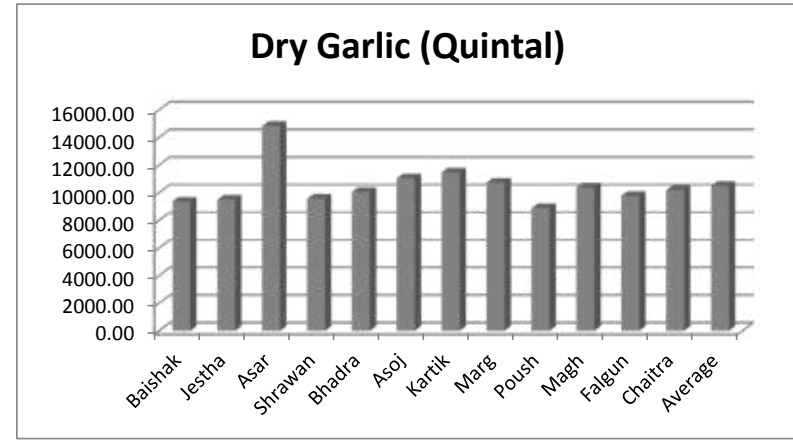
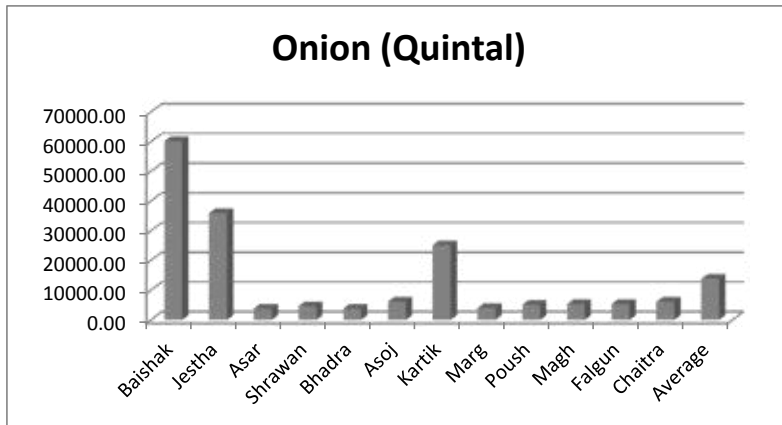
Table No.11

NATIONAL WHOLESALE PRICES OF AGRICULTURAL COMMODITIES, 2071

S.No.	Commodities (संस्कृत)	Units (इकाई)	Baishak	Jesitha	Asar	Shrawan	Bhadra	Asoj	Kartik	Marg	Poush	Magh	Falgun	Chaitra	Total
1	Paddy Coarse (सामल मोदी)	Quintal	2106.00	2328.14	2495.10	2446.72	2525.52	2368.30	2336.35	2431.00	2461.40	2481.10	2491.95	2461.33	2411.08
2	Paddy Medium (सामल मध्यम)	Quintal	2273.00	2566.43	2387.50	2632.07	2737.83	2485.00	2390.50	3173.00	2627.78	2527.22	2602.41	2413.33	2568.01
3	Paddy Fine (सामल मसिनी)	Quintal	2885.30	3360.00	3152.63	3571.22	3527.17	3509.63	3514.35	3821.28	3566.70	3568.35	3651.00	3558.33	3473.83
4	Rice Coarse (सामल मोदी)	Quintal	3365.00	3583.29	3257.60	3570.41	3677.70	3474.20	3541.68	3537.30	3755.10	3754.25	3561.90	3334.86	3534.44
5	Rice Medium (सामल मध्यम)	Quintal	4336.60	4683.33	4559.60	4589.80	4682.50	4492.03	4726.59	4560.80	4411.70	4395.70	4634.20	4825.29	4574.85
6	Rice Fine (सामल मसिनी)	Quintal	6547.00	7280.83	6623.60	7154.55	6463.30	7496.83	7444.30	7536.83	7172.60	7117.45	7853.30	7546.14	7186.39
7	Wheat (गहुँ)	Quintal	2483.75	2596.00	2862.00	2616.94	2610.00	2772.10	2912.22	6618.06	2850.63	2846.67	2856.67	2697.92	3060.25
8	Wheat Flour (गहुँको चिउरो)	Quintal	3450.30	3062.83	3548.40	3595.17	3696.32	3444.50	3728.18	7153.85	5317.91	3791.09	3855.32	3828.13	4039.33
9	Maize (मकै)	Quintal	3359.25	3034.00	3050.00	2670.45	3775.00	2717.41	2785.95	3405.00	2461.36	2738.18	2534.09	3050.71	2965.12
10	Blackgram (मसको दास)	Quintal	10618.70	11028.83	11792.50	11426.08	11465.70	11879.67	12178.88	11671.65	12143.95	11999.23	12329.36	11816.38	11695.91
11	Pigeon Pea (सुरको दास)	Quintal	12233.30	12792.86	12536.00	12468.42	12539.64	12151.50	12468.92	12924.64	12789.73	12709.68	13102.73	13213.38	12660.90
12	Moong Broken (मूंगको दास)	Quintal	17053.33	15910.00	14888.00	15471.82	14890.00	15304.82	15497.25	15493.45	15515.00	15202.73	15820.64	15988.75	15886.32
13	Lentil Broken (लुसुको दास)	Quintal	9934.00	10931.43	10132.60	10556.67	10617.55	10669.36	11585.79	12038.32	12296.64	12521.50	11925.55	11201.88	11200.94
14	Chick Pea Big (चना ठुलो)	Quintal	8794.60	9067.57	8357.40	8452.68	8816.00	8593.97	8894.50	8557.39	8490.00	9098.85	9053.00	12629.57	9067.13
15	Chick Pea Small (चना सानो)	Quintal	7900.00	7950.00	7676.00	7753.00	7275.00	7603.50	7747.20	7442.30	7653.36	7926.82	7689.73	12407.86	8085.40
16	Soyabean (भटमास)	Quintal	8778.70	8460.50	7920.60	8087.50	8213.64	8581.36	10802.50	7895.45	7636.36	7650.59	7721.36	7850.00	8299.88
17	Peas (फेस)	Quintal	6744.00	6821.00	6346.60	6778.42	6956.91	6660.63	6999.96	6718.77	6783.27	6885.41	6771.82	6514.31	6748.43
18	Mustard Seed (तोरीको भेडा)	Quintal	7103.33	7670.00	7740.00	7831.25	8216.43	7941.25	8551.00	7317.75	9064.29	8641.43	8594.13	8160.00	8069.24
19	Mustard Oil (तोरीको तेल)	Ltr.	170.80	167.00	165.30	164.80	162.09	167.35	167.50	166.28	167.41	168.36	169.05	169.61	167.13
20	Soyabean Oil (भटमासको तेल)	Ltr.	141.80	139.07	129.90	133.43	136.29	138.57	139.71	150.75	167.24	167.05	138.78	136.21	143.23
21	Vegetable Ghee (वनस्पति घिउ)	Kg.	127.40	131.77	126.75	125.87	125.85	126.90	127.07	129.73	128.17	127.44	125.55	118.52	126.75
22	Fresh Fish (सजा माछा)	Quintal	30106.60	26847.17	27775.00	29380.73	29993.30	22766.50	30481.82	28130.00	27655.00	27501.65	30450.00	25350.00	28036.48
23	Hen Egg (कुखुराको अण्डा)	Nos.	11.38	10.60	10.72	10.99	10.75	10.75	11.09	11.32	11.13	11.17	11.17	10.61	10.97
24	Potato Red (सोतो आरु)	Quintal	3468.70	3531.14	3602.00	4022.04	4357.68	6502.02	3975.79	3307.50	2892.45	2435.14	2052.64	1812.50	3496.63
25	Potato White (सोतो आरु)	Quintal	3068.00	3183.00	3108.00	3425.52	3648.14	4050.08	3512.48	2983.93	2276.70	2060.00	1943.00	1568.75	2902.30
26	Tomato Big (मोटोमात्रा ठुलो)	Quintal	3980.00	3440.43	4000.00	4323.10	5162.27	4832.92	3928.79	3256.50	3145.27	3002.27	3099.82	3054.13	3768.79
27	Tomato Small (मोटोमात्रा सानो)	Quintal	2991.50	3533.33	3725.00	3097.17	3863.83	3436.11	2383.83	3238.83	3058.25	2772.17	2247.57	2729.60	3089.77
28	Cauliflower Terai (फाउली तराई)	Quintal	4541.75	4600.00	7733.33	6175.00	6135.00	6465.00	3180.00	2516.67	2431.43	2110.00	1922.86	1575.00	4115.50
29	Cauliflower Hill (फाउली पहाडी)	Quintal	4366.75	5311.00	6916.67	5665.14	5456.30	6491.65	4882.45	3347.94	2909.50	2680.50	2140.00	2661.67	4402.46
30	Green Peas (हरियोफेसा)	Quintal	6420.00	6930.00	6225.00	6400.00	6233.33	7233.25	6674.13	5765.75	5084.91	5036.30	4686.60	4022.13	5892.62
31	Mango (आम)	Quintal	8305.67	9666.60	6430.00	8142.56	8987.50	4625.00	8500.00	8500.00				18000.00	6763.11
32	Orange (खुन्सु)	Quintal	9550.00	10050.00				5500.00	4703.35	6710.00	5507.55	5897.30	7083.00	6188.50	5099.14
33	Apple (रया)	Quintal	14062.50	16900.00	17323.40	17995.45	10653.30	8978.30	10373.35	11011.30	10631.70	10452.35	11568.00	9348.00	12441.47
34	Banana (बिना)	Dozen	54.22	62.43	56.20	55.38	55.68	53.00	50.49	47.24	45.02	43.61	42.61	46.90	51.06
35	Fresh Raw Ginger (अदुवा)	Quintal	14596.80	18308.33	17010.00	16138.00	16216.70	13729.41	9946.50	8731.82	9428.82	7773.68	8151.55	8273.38	12358.75
36	Dry Ginger (सुकेको अदुवा)	Quintal	19975.00	19225.00	20400.00	23456.25	26691.67	33098.00	17547.88	22404.71	29400.00	26716.67	24847.57	28500.00	24355.23
37	Dry Chili (सुकेको खुर्सानी)	Quintal	20020.00	21133.29	22713.40	22651.25	22890.91	22262.86	22531.77	19451.50	18760.00	17708.50	18981.55	20952.13	20838.10
38	Onion (प्याज)	Quintal	60145.38	35941.43	3748.00	4572.75	3782.00	6120.91	25135.45	3951.65	5007.59	5223.23	5329.73	6040.88	13749.92
39	Dry Garlic (सुकेको तरबुल)	Quintal	9366.60	9495.29	14833.40	9561.08	10059.09	11039.41	11483.13	10737.82	8875.00	10378.77	9769.77	10185.38	10482.06

BAR GRAPH OF NATIONAL WHOLESALE PRICES OF SELECTED AGRICULTURAL COMMODITIES, 2071





SOURCE : AGRIBUSINESS PROMOTION AND MARKETING DEVELOPMENT DIRECTORATE, HARIHARBHAWAN

Table No. 12.1

NATIONAL EDIBLE FOOD AVAILABILITY AND REQUIREMENT OF CEREALS 2014/2015

DISTRICT	Mid	Rice	Maize	Millet	Buckwhea	Wheat	Barley	Total	Total	Balance	Sufficiency	Balance
Mountain	1829281	66254	97587	43447	3595	64261	5555	280700	349391	-68691	80	-173
Hill	12000183	584133	1042780	175010	3738	463809	4183	2273653	2412036	-138383	94	225308
Terai	14274826	1904735	111196	7437	1563	921075	368	2946375	2583743	362632	114	564755
Nepal	28104289	2555123	1251563	225894	8897	1449145	10107	5500728	5345170	155558	103	789890

DISTRICT	Mid	Rice	Maize	Millet	Buckwhea	Wheat	Barley	Total	Total	Balance	Sufficiency	Balance
Eastern	6024307	681200	422080	65140	2185	194718	453	1365776	1126033	239743	121	404102
Central	10475270	658968	253260	42464	1770	426014	541	1383018	1999288	-616270	69	-310295
Western	5098721	589906	351448	80193	3007	284921	1197	1310672	979630	331042	134	521949
Mid Western	3789525	356027	192596	23286	1823	309255	5216	888203	725828	162375	122	144766
Far Western	2716467	269021	32178	14811	113	234236	2700	553059	514391	38668	108	29369
Nepal	28104289	2555123	1251563	225894	8897	1449145	10107	5500728	5345170	155558	103	789890

Source :Agriculture Statistics Section, Agribusiness Promotion and Statistics Division, MoAD,Agribusiness Promotion and Marketing Development Directorate

Table No. 12.2

Food Availability and Requirement in Nepal in Past Four Years (in Mt)

Fiscal Year	Mid	Rice	Maize	Millet	Buckwhea	Wheat	Barley	Total	Total	Balance
2014/15	28104289	2555123	1251563	225894	8897	1449145	10107	5500728	5345170	155558
2013/14	27835982	2808160	1557507	249492	8455	1452482	9680	6085776	5295886	789890
2012/13	27539608	2455136	1509660	248168	5419	1419707	10174	5648265	5239823	408442
2011/12	26684984	2820915	1469236	258539	8195	1552122	11288	6020295	5077134	943161

Source :Agriculture Statistics Section, Agribusiness Promotion and Statistics Division, MoAD,Agribusiness Promotion and Marketing Development Directorate

Table No. 13.1

VOLUME OF PRODUCT ARRIVAL IN KALIMATI WHOLESALE MARKET BY SOURCE, 2071 (2014/2015)

S.No.	Commodities	Banke	Bara	Bhaktapur	Chitawan	Dhading	Dolakha	Gorkha	Jhapa	Kathmandu	Kavre	Lalitpur	Makwanpur	Morang
1	Tomato Big		6800	5025	15125	4000			101062	5125		5000		
2	Tomato Small		360875	269815	811850	6741965	54475		226375	1947266	6374965	453495	239000	9000
3	Potato Red	1202310	17000	225350	71570	153660	4395506			4562684	10620578	17540	1043852	243586
4	Potato White	56970		38150		3000	34750			176480	187578		73250	
5	Onion Dry			576	5000	35627	816			9696	18620	8920	5500	56730
6	Carrot			542020	853745	23635	8700		2000	168820	31740	23825	27375	
7	Cabbage		19800	850130	2122536	3055850	712980	13000	14000	672310	1389430	861040	3784640	10000
8	Cauli Local			852080	255640	8217930	1279477	6500	10000	1237662	3214450	535440	5443690	
9	Cauli Terai		28500		993310				17000				39000	
10	Raddish Red			4600						61550		400		
11	Raddish White		13400	66765	1387910	634860	21675		6000	183529	596500	26210	2694215	
12	Brinjal Long		9700	2500	328100	1449410	10000			6200	186450	70550	309550	2000
13	Brinjal Round				5000	3000			2000					
14	Cow pea		62050	121800	1039050	1005934	6000			75325	602025	8200	81100	3000
15	Green Peas		14300	25850	437080	110467	9012		9000	28460	558270	236250	196060	
16	French Bean		13250	3507	356850	2221960	10500			44725	334455	14875	241450	7000
17	Sword Bean		1000	12870	17000	17500	625			1670			2000	5500
18	Soyabean Green			2500		14500				18975	950	3000	750	
19	Bitter Gourd		13500	1000	146400	1797625	3150			13200	347025	12500	113550	11000
20	Bottle Gourd		3000	1500	106950	2891350	7000		73000	40200	583430	7500	96550	3000
21	Pointed Gourd				11000	8400	4000			2480	2540		29200	262760
22	Snake Gourd				40700	177750				3000	27000	2000	10000	
23	Smooth Gourd		1300	7000	52150	1635380			15000	10400	232610	11760	38000	
24	Sponge Gourd													
25	Pumpkin		25400		66200	15000	17000			2000	69000	12500	71500	22000
26	Squash		32000	298010	413950	739960	18700	2000		109610	194730	74760	485110	2000
27	Turnip			15195						14060		250		
28	Okara		3000		416150	1381960	1000			5200	208750	6000	194600	34750
29	Sweet Potato				2000	61250		4000		3000	9500		2000	
30	Barela				21700	239400	16220			31980	44815	17500	192300	
31	Arum			5600	23650	79350				10875	34525	3000	46075	2000
32	Christophine			6125	7000	87100	1700			1622955	65625	32155	350035	
33	Brd Leaf Mustard		500	457900	2000	7000	11500			172260	1000	9500	4000	
34	Spinach Leaf			361530						3900				
35	Cress Leaf			276065						800		1000		
36	Mustard Leaf			130150						175300		1800		
37	Fenugreek Leaf			216250										
38	Onion Green		400	247730	10200	427940				3800	61650	60300	20500	
39	Bakula					14750				22000	19850	23000	25250	
40	Yam	3000	5000	500	75840	83600	2000		10000	17600	9500	2000	24000	
41	Mushroom			14650	700	2000				523350		524990	37700	
42	Asparagus			10775	1100					10485	400			
43	Neuro		2000									4400	6830	4000

Source: Kalimati Fruits and Vegetables Market Development Committee

Table No. 13.2

S.No.	Commodities	Banke	Bara	Bhaktapur	Chitawan	Dhading	Dolakha	Gorkha	Jhapa	Kathmandu	Kavre	Lalitpur	Makwanpur	Morang
44	Brocauli			187715	66100					55540		24240	5000	
45	Sugarbeet			9975						340				
46	Drumstick		1000											
47	Bauhanian flower					59380				100	500		100	
48	Red Cabbage			14143	1200					380				
49	Lettuce			177960						200				
50	Knolkhol			4265						430				
51	Celery			10005										
52	Parseley			7837	2500	900				1000			1000	
53	Fennel Leaf			170370										
54	Mint			10571						90				
55	Turnip A			30458						23960		200	2000	
56	Maize				1000									
57	Tamarind												10000	77220
58	Bamboo Shoot				2000	1000			18300					
59	Tofu			500						28995		3410		
60	Apple			1000				2000						
61	Banana					220					1000			
62	Lime			2295	11000					5000				7000
63	Pomegranate													
64	Mango			21100	23050				3500		5000			13000
65	Grapes													
66	Orange				82500	17000	1383700			500	2576200			
67	Water Melon													
68	Sweet Orange							8000					1760	
69	Mandarin													
70	Pineapple			20										
71	Cucumber		2000	242718	261705	1648910	18100			264020	1124315	706850	628100	31000
72	Jack Fruit				215695	88310	7000	12000	159300	2000	99650	1500	37800	30000
73	Lemon					3000				2000				
74	Sweet Lime					1500								
75	Pear					17000				270				

Source: Kalimati Fruits and Vegetables Market Development Committee

Table No. 13.3

S.No.	Commodities	Banke	Bara	Bhaktapur	Chitawan	Dhading	Dolakha	Gorkha	Jhapa	Kathmandu	Kavre	Lalitpur	Makwanpur	Morang
76	Papaya										3000			
77	Guava					20575					800			
78	Mombin					2800	440			19950	4500	6730	5500	
79	Litchi					2000								
80	Musk Melon								15000					
81	Sugarcane													
82	Kinnow													
83	Strawberry													
84	Ginger			7010	14410	331880		2500	1750	28380	30780	46380	302380	3000
85	Chilli Dry									800				
86	Chilli Green		43200	51960	170850	378250	3000			23250	325000	5550	165050	55400
87	Capsicum		1500	4125	470950	154250		2000		3000	241600	1000	84850	9000
88	Garlic Green			264852	4600	6600				2200	15100	31550	10200	
89	Coriander Green		12300	252740	13500	39210				52175	8050	114600	60781	
90	Garlic Dry Chinese													
91	Garlic Dry Nepali			3000	1000	31150	16000	1500		74250	287250	2500	79400	
92	Clive Dry			65										
93	Clive Green			7470		400	400				1500			
94	Fish Fresh													6000
	Other			3250	16100	118600	89400		5000	23430	66700	76250	36850	10000
	G/Total:	1262280	692775	6535527	11362461	36365598	6778126	1437200	688287	12611192	30818906	4092420	17359403	919946
	Percent	0.55	0.30	2.85	4.96	15.86	2.96	0.63	0.30	5.50	13.44	1.78	7.57	0.40

Source: Kaimati Fruits and Vegetables Market Development Committee

Table No. 13.4

S.No.	Commodities	Nuwakot	Parsa	Sarlahi	Sunsari	Tanahun	India	China	Other	Total	Percent	Other	Total	Percent
1	Tomato Big		2375		2000		3417254		13625	3577391	1.56	52930	4657664	2.11
2	Tomato Small	140075	82675	6177300	16000		452950		390405	24761711	10.80	128635	20534020	9.31
3	Potato Red	1415876	1333786	8000	55420		19912644	48000	681310	46008672	20.07	214182	39561170	17.93
4	Potato White	19600	111000				2531716	12000	57400	3301894	1.44	6800	5636762	2.56
5	Onion Dry	500	294112	2000			21883496		0	22321593	9.74	10116	19121622	8.67
6	Carrot	2000					1170		5300	1690330	0.74	800	2112840	0.96
7	Cabbage	80640	18500	33200	19000	2000	73020		69800	13801876	6.02	51720	13245855	6.00
8	Cauli Local	126900				1000			65900	21246669	9.27	41100	19176637	8.69
9	Cauli Terai		61600	38500	8000		112850		8520	1313280	0.57	30000	2558290	1.16
10	Raddish Red								200	66750	0.03	0	93740	0.04
11	Raddish White	866215	28950	4500			1000		11550	6545279	2.85	9325	5429695	2.46
12	Brinjal Long	8500	36000	473430	26500	900	372500		11100	3303390	1.44	9000	2950920	1.34
13	Brinjal Round						6000		0	16000	0.01	0	17000	0.01
14	Cow pea	27200	376450	834060	7000		191200		18500	4458894	1.94	26000	3637210	1.65
15	Green Peas	101700	13500	17000	13000		464760		22500	2258209	0.98	24700	3353075	1.52
16	French Bean	176950	26000	411700	23500		647715		16000	4554437	1.99	28550	5317390	2.41
17	Sword Bean			83000	20300		168100		0	329565	0.14	2500	178700	0.08
18	Soyabean Green								500	41175	0.02	600	98950	0.04
19	Bitter Gourd	26600	113475	26000	23000	1500	751205		22000	3422730	1.49	24675	3747910	1.70
20	Bottle Gourd	9100	27000	17000	30000	1100	239060		40700	4177440	1.82	35825	3005475	1.36
21	Pointed Gourd		282750	1409700	314290		596370		25030	2948520	1.29	15030	2010220	0.91
22	Snake Gourd	3000							3500	266950	0.12	6000	365855	0.17
23	Smooth Gourd	33500	13500	5000			5000		24000	2094600	0.91	22000	2213575	1.00
24	Sponge Gourd			4000					0	4000	0.00	0	21400	0.01
25	Pumpkin	11000	138000	43000	34000		654500		30000	1211100	0.53	73200	1119200	0.51
26	Squash	30650	113450	6200	15500		56000		75500	2694060	1.17	23900	3618315	1.64
27	Turnip								400	29905	0.01	0	11475	0.01
28	Okara	8400	60500	43500	71425		455425		13500	2904160	1.27	12500	2278325	1.03
29	Sweet Potato	9750	54000	4150	3500	19700	68000		7350	250200	0.11	4500	170250	0.08
30	Barela	1000	4000		5000		47000		18700	639615	0.28	20880	511880	0.23
31	Arum			5000	1600	2000	5500		20225	286025	0.12	48150	372580	0.17
32	Christophine	8425					59500		32250	2272870	0.99	7000	2252700	1.02

Source: Kalimati Fruits and Vegetables Market Development Committee

Table No. 13.5

S.No.	Commodities	Nuwakot	Parsa	Sarlahi	Sunsari	Tanahun	India	China	Other	Total	Percent	Other	Total	Percent
33	Brd Leaf Mustard								5000	670660	0.29	5500	1091190	0.49
34	Spinach Leaf								1800	367230	0.16	5000	537900	0.24
35	Cress Leaf								1500	279365	0.12	5000	518180	0.23
36	Mustard Leaf								300	307550	0.13	5000	574155	0.26
37	Fenugreek Leaf								1200	217450	0.09	5000	444875	0.20
38	Onion Green	5450	22500	30000			40500		1200	932170	0.41	40100	1114560	0.51
39	Bakula	11000							52000	167850	0.07	57850	166803	0.08
40	Yam	2000		1186600	9000	14700	3000		26400	1492280	0.65	114880	1787170	0.81
41	Mushroom	54100							1500	1159390	0.51	1000	946850	0.43
42	Asparagus	200							100	32730	0.01	8900	45127	0.02
43	Neuro		1470	5000	4900		8700		1500	40800	0.02	0	3280	0.00
44	Brocauli								4000	342595	0.15	20	353175	0.16
45	Sugarbeet								20	10335	0.00	20	5126	0.00
46	Drumstick						100		0	1100	0.00	0	1000	0.00
47	Bauhanian flower	4000	500						0	64580	0.03	7500	89810	0.04
48	Red Cabbage								20	15743	0.01	20	9776	0.00
49	Lettuce								650	178810	0.08	200	121165	0.05
50	Knolkhol								0	4695	0.00	0	6215	0.00
51	Celery								0	10005	0.00	40	4532	0.00
52	Parseley								0	13237	0.01	15	11598	0.01
53	Fennel Leaf								0	170370	0.07	350	132297	0.06
54	Mint								0	10661	0.00	5	9580	0.00
55	Turnip A								500	57118	0.02	50	63840	0.03
56	Maize			2000					0	3000	0.00	4000	19570	0.01
57	Tamarind								0	87220	0.04	600	21200	0.01
58	Bamboo Shoot								0	21300	0.01	0	35135	0.02
59	Tofu								500	33405	0.01	19000	1447275	0.66
60	Apple			17000			445515	920755	5000	1391270	0.61	14000	620770	0.28
61	Banana						582495	900	3500	588115	0.26	17000	2431280	1.10
62	Lime						2283000		20000	2340295	1.02	5090	139223	0.06
63	Pomegranate						121678	1100	860	123638	0.05	163350	1753159	0.79
64	Mango	4000		1000			1314855	1000	15700	1402205	0.61	770	131661	0.06

Source: Kalimati Fruits and Vegetables Market Development Committee

Table No. 13.6

S.No.	Commodities	Nuwakot	Parsa	Sarlahi	Sunsari	Tanahun	India	China	Other	Total	Percent	Other	Total	Percent
65	Grapes						133570		1600	135170	0.06	933090	8216819	3.72
66	Orange					949300	441000	200	1075500	6525900	2.85	24650	3510617	1.59
67	Water Melon						3866420		22000	3888420	1.70	222200	595242	0.27
68	Sweet Orange					2000	208670		2300	222730	0.10	4745	18425	0.01
69	Mandarin								13750	13750	0.01	400	74880	0.03
70	Pineapple						78899		300	79219	0.03	153900	6608650	3.00
71	Cucumber	420005	17000	32000	35000		426500		250270	6284113	2.74	44550	1138325	0.52
72	Jack Fruit	11000	49000	7000	25000	16000	348675		5000	1131200	0.49	0	13740	0.01
73	Lemon	10000					3000		0	18000	0.01	0	18000	0.01
74	Sweet Lime								0	1500	0.00	0	44905	0.02
75	Pear						1200	5711	1000	25181	0.01	4150	904545	0.41
76	Papaya						950550		5200	958750	0.42	0	268935	0.12
77	Guava						56700		0	78075	0.03	0	79795	0.04
78	Mombin	1100							0	41020	0.02	0	38234	0.02
79	Litchi	3000					30410		0	35410	0.02	0	78760	0.04
80	Musk Melon						6100		100	21200	0.01	100	11395	0.01
81	Sugarcane						7430		0	7430	0.00	0	9998	0.00
82	Kinnow						107610		0	107610	0.05	179680	1773225	0.80
83	Strawberry	990							0	1040	0.00	0	21120	0.01
84	Ginger	1045650		2000	13400	4900	6370	17000	58410	1916200	0.84	28550	3692650	1.67
85	Chilli Dry			800			8160		0	9760	0.00	4080	1114955	0.51
86	Chilli Green	231300	147020	54600	157690		1804610		7150	3623880	1.58	0	522905	0.24
87	Capsicum	5720	11000	17000	90000		375710		1750	1473455	0.64	1000	963877	0.44
88	Garlic Green	1000	620						1000	337722	0.15	0	1162140	0.53
89	Coriander Green	1100	24900	11000			3000		1000	595856	0.26	106250	910920	0.41
90	Garlic Dry Chinese							992900	0	992900	0.43	0	2200	0.00
91	Garlic Dry Nepali	25950	3000						44500	569500	0.25	0	46234	0.02
92	Clive Dry								0	65	0.00	0	4091200	1.85
93	Clive Green		60						0	9830	0.00	26980	649400	0.29
94	Fish Fresh		1018920				3134600		6000	4165520	1.82	3145203	220600268	
	Other	5300	4000	13000	2000		164080	10000	33500	678460	0.30			
	G/Total:	4950446	4491613	11025240	1026025	1015100	70137042	2009566	3359345	229285328				
	Percent	2.16	1.96	4.81	0.45	0.44	30.59	0.88	1.47					

Source: Kalimati Fruits and Vegetables Market Development Committee

Table No. 14.1

VOLUME ARRIVAL OF VEGETABLES, FRUITS AND SPICES IN KALIMATI WHOLESALE MARKET BY MONTH 2071 (2014/2015)

S.No.	Commodities	Baishak	Jestha	Asar	Shrawan	Bhadra	Aswin	Kartik	Mangsir	Poush	Magh	Falgun	Chaitra	Total
1	Tomato Big	716960	483843	39735	5500	18680	167543	733061	241874	283315	85750	150220	650910	3577391
2	Tomato Small	2581491	3136795	2625945	1852685	1383845	1015970	1487600	1809485	1889750	2387870	2851175	1739100	24761711
3	Potato Red	2627342	2289732	3878152	3667348	5145726	4204952	3663036	2729468	4300704	4762880	4577784	4161548	46008672
4	Potato White	109850	106070	276830	319490	424820	248400	267924	208862	578036	347986	215600	198026	3301894
5	Onion Dry	1910453	1782746	1823508	1313992	1805858	1493200	1552468	2026000	2194574	2039652	2150254	2228888	22321593
6	Carrot	179290	138870	57335	15110	6950	16820	44010	48750	90340	275360	404500	412995	1690330
7	Cabbage	760620	517220	980570	1662570	2057630	1322600	1122390	1105350	1284660	1238526	968900	780840	13801876
8	Cauli Local	1624410	1131300	1392680	1402150	1523772	1637610	2212217	2241620	1668870	2205490	2434410	1814540	21289069
9	Cauli Terai	17800	6000	500	1000	6000	0	10500	13250	574520	467010	167800	6500	1270880
10	Raddish Red	13400	400	300	0	0	350	2800	9000	12600	10050	7100	10750	66750
11	Raddish White	650570	481060	547790	683490	808315	629855	541009	432315	337470	531120	465830	436455	6545279
12	Brinjal Long	290850	345250	407800	365010	283450	287000	209230	191850	215900	194950	213200	298900	3303390
13	Brinjal Round	5000	0	0	1000	0	0	1000	0	0	0	2000	7000	16000
14	Cow pea	702250	888784	533820	667650	497780	273900	132780	296730	215200	46000	13000	191000	4458894
15	Green Peas	366939	17600	5500	0	11150	5560	55050	204460	409600	412280	353550	416520	2258209
16	French Bean	643255	567570	344057	297265	161250	243900	311600	358075	392315	447650	325300	462200	4554437
17	Sword Bean	1000	0	1200	0	0	0	3495	67870	160600	84400	11000	0	329565
18	Soyabean Green	0	0	2500	13250	12925	12000	500	0	0	0	0	0	41175
19	Bitter Gourd	477150	591710	541715	462675	352530	193275	137020	168500	88130	50000	129625	230400	3422730
20	Bottle Gourd	479700	782250	859230	916600	446650	277500	46935	54725	47300	50000	81000	135550	4177440
21	Pointed Gourd	366870	495190	471310	378800	362080	283480	165830	121160	41400	3000	28000	231400	2948520
22	Snake Gourd	8000	25000	93350	82100	46000	11500	1000	0	0	0	0	0	266950
23	Smooth Gourd	255000	455550	438480	506070	275600	106250	10450	2000	0	10000	1000	34200	2094600
24	Sponge Gourd	0	0	0	4000	0	0	0	0	0	0	0	0	4000
25	Pumpkin	153000	161000	180500	215400	101000	50000	15000	76200	51000	15000	97000	96000	1211100
26	Squash	375860	228480	158150	46900	235340	250760	161200	163900	249300	166100	226130	431940	2694060
27	Turnip	4230	2885	920	0	0	0	0	330	2480	8530	4210	6320	29905
28	Okara	606925	697710	400850	465100	214900	166600	37400	49350	27725	4000	64100	169500	2904160
29	Sweet Potato	0	0	0	0	0	0	182900	6150	59150	2000	0	0	250200
30	Barela	47100	11000	0	4000	0	30000	232715	77600	26400	16200	79700	114900	639615

Source: Kalimati Fruits and Vegetables Market Development Committee

Table No. 14.2

S.No.	Commodities	Baishak	Jestha	Asar	Shrawan	Bhadra	Aswin	Kartik	Mangsir	Poush	Magh	Falgun	Chaitra	Total
31	Arum	4500	0	0	1000	10100	575	97100	51650	68075	29025	15000	9000	286025
32	Christophine	0	47790	229240	338505	795810	536545	162260	56110	16185	18000	38000	34425	2272870
33	Brd Leaf Mustard	57100	41200	32200	32100	14900	24360	29500	72700	77000	97300	73300	119000	670660
34	Spinach Leaf	28500	25800	23100	17100	10200	12280	7650	26400	34000	50700	53600	77900	367230
35	Cress Leaf	26700	22700	14400	700	2150	6855	4260	15200	23100	40900	44800	77600	279365
36	Mustard Leaf	29000	53700	28700	30350	15670	36880	22750	33000	22000	9100	7700	18700	307550
37	Fenugreek Leaf	24900	21600	11400	0	0	150	2400	11900	19400	35700	37000	53000	217450
38	Onion Green	191540	80500	22950	11340	8170	14000	39660	88260	70350	149300	124200	131900	932170
39	Bakula	11850	0	0	0	0	0	500	19100	55500	55550	18350	7000	167850
40	Yam	1000	0	0	0	7000	2000	63500	194100	1070680	100300	45700	8000	1492280
41	Mushroom	265400	273650	119350	64400	28800	40000	47090	58700	60700	84700	58400	58200	1159390
42	Asparagus	6755	8010	5170	2600	1040	680	0	30	0	0	0	8445	32730
43	Neuro	0	400	6000	2000	19700	2000	8700	0	0	0	0	2000	40800
44	Brocauli	5800	2660	1510	1320	775	2230	3850	40660	85450	90690	44350	63300	342595
45	Sugarbeet	1430	2060	1140	870	610	560	440	750	560	560	880	475	10335
46	Drumstick	1000	0	0	0	0	0	0	0	0	0	0	100	1100
47	Bauhania flower	2660	0	0	0	0	0	0	0	0	0	0	61920	64580
48	Red Cabbage	1320	2100	1210	810	530	560	610	613	510	1740	4240	1500	15743
49	Lettuce	26400	23200	14200	3830	1570	2700	2540	7550	13700	17720	20800	44600	178810
50	Knolkhol	1500	2035	760	0	0	0	60	0	0	0	320	20	4695
51	Celery	1150	2530	1670	1070	250	540	20	755	580	560	380	500	10005
52	Parseley	880	2300	1820	730	0	0	900	1122	570	1580	360	2975	13237
53	Fennel Leaf	25700	22700	15000	3530	0	730	2420	8280	12430	17900	20800	40880	170370
54	Mint	945	2026	1660	920	510	505	600	805	590	570	910	620	10661
55	Turnip A	4280	2540	1280	0	455	445	1770	8080	8190	12540	8880	8658	57118
56	Maize	0	0	1000	0	0	0	0	0	0	0	2000	0	3000
57	Tamarind	6000	0	15000	0	220	16000	10000	10000	10000	15000	5000	0	87220
58	Bamboo Shoot	1000	0	2000	0	8000	6300	4000	0	0	0	0	0	21300
59	Tofu	2520	2360	2640	2600	1800	2500	2050	2765	2700	2720	2030	6720	33405
60	Apple	78130	65220	48440	14095	86565	70810	167430	193840	95420	86990	87550	396780	1391270
61	Banana	39150	35205	55180	29070	76640	53740	58130	41060	19220	28260	42670	109790	588115
62	Lime	220945	167365	272885	321585	281345	176995	149300	144050	128425	152700	154650	170050	2340295

Source: Kalimati Fruits and Vegetables Market Development Committee

Table No. 14.3

S.No.	Commodities	Baishak	Jestha	Asar	Shrawan	Bhadra	Aswin	Kartik	Mangsir	Poush	Magh	Falgun	Chaitra	Total
63	Pomegranate	13780	10655	9990	5590	24175	12470	7910	4228	4230	10980	8450	11180	123638
64	Mango	54365	243800	726340	334050	40110	3000	0	190	50	0	200	100	1402205
65	Grapes	40265	2370	0	0	20	0	260	0	1115	18850	37220	35070	135170
66	Orange	1650	50	0	0	0	34530	551400	1418700	1899200	1833410	641350	145610	6525900
67	Water Melon	1463400	1264350	144800	9860	36910	28470	19420	19110	8530	10820	46000	836750	3888420
68	Sweet Orange	12350	6630	5350	3780	15750	18700	85670	20360	4600	11510	9340	28690	222730
69	Mandarin	200	150	0	0	0	150	1500	0	3460	29850	40450	44800	120560
70	Pineapple	6700	4735	9586	5915	7293	5400	3790	4690	3210	3375	5260	19265	79219
71	Cucumber	870350	976640	752418	655960	742360	830525	297800	209140	177190	184080	146600	441050	6284113
72	Jack Fruit	248335	334890	158200	130550	40550	40	0	4000	3160	31145	75200	105130	1131200
73	Lemon	0	0	0	0	0	0	1000	2000	13000	2000	0	0	18000
74	Sweet Lime	0	0	0	0	0	0	1500	0	0	0	0	0	1500
75	Pear	50	0	140	16286	3380	825	930	1200	190	560	470	1150	25181
76	Papaya	226120	85455	54570	25770	59095	36665	36470	16670	9530	36625	130290	241490	958750
77	Guava	0	0	0	0	35370	32825	9500	0	380	0	0	0	78075
78	Mombin	0	0	0	1000	0	5450	10400	5200	4500	8020	6450	0	41020
79	Litchi	100	29140	6170	0	0	0	0	0	0	0	0	0	35410
80	Musk Melon	2000	100	0	0	1000	0	500	0	0	0	0	17600	21200
81	Sugarcane	500	0	0	0	100	0	730	1500	950	1250	1750	650	7430
82	Kinnow	0	0	0	0	0	0	0	0	0	0	800	0	800
83	Strawberry	0	0	0	0	0	0	0	0	210	800	30	0	1040
84	Ginger	114270	121980	137970	89310	115540	151540	163280	270000	234590	238250	168040	111430	1916200
85	Chilli Dry	0	2760	2600	800	0	0	800	1000	1800	0	0	0	9760
86	Chilli Green	543640	528270	243110	143320	98680	74410	303030	290790	423440	340650	319800	314740	3623880
87	Capsicum	179095	262500	98875	83250	20000	23300	71450	126585	188850	104450	133100	182000	1473455
88	Garlic Green	29300	24970	15500	13250	6300	5500	5100	19700	27900	63500	58802	67900	337722
89	Coriander Green	83480	56270	38456	39950	26020	22850	26530	27600	77750	75600	59650	61700	595856
90	Garlic Dry Chinese	151600	44800	74000	66800	77000	0	37000	127000	109000	78000	118000	114000	997200
91	Garlic Dry Nepali	151200	117350	81050	17800	13300	11700	2000	17000	0	40300	29000	84500	565200
92	Clive Dry	0	0	0	0	65	0	0	0	0	0	0	0	65
93	Clive Green	1510	1920	400	0	1620	500	450	695	670	850	740	475	9830
94	Fish Fresh	552000	461420	283000	238000	234000	304000	244600	420000	333500	384500	320000	390500	4165520
	Other	82830	59750	31150	34480	42500	61375	114530	46550	76690	32900	43900	51805	678460
	Total	21872460	20894621	19866307	18145401	19196199	15604190	16228160	16846262	20704369	20504184	19335150	20088025	229285328

Source: Kalimati Fruit and Vegetables Market Development Committee

Table No. 15.1

MAXIMUM AND MINIMUM PRICES OF SELECTED VEGETABLES, FRUITS AND SPICES IN KALIMATI WHOLESALE MARKET BY MONTH, 2011 (2014/2015)

First Half Year

S.No.	Commodities	UNIT	Baishak		Jestha		Asar		Shrawan		Bhadra		Aswin	
			Maximum	Minimum	Maximum	Minimum	Maximum	Minimum	Maximum	Minimum	Maximum	Minimum	Maximum	Minimum
1	Tomato Big	Kg	14.00	35.00	15.00	40.00	15.00	30.00	16.00	55.00	34.00	80.00	32.00	75.00
2	Tomato Small	Kg	12.00	45.00	14.00	48.00	10.00	28.00	12.00	40.00	22.00	65.00	28.00	75.00
3	Potato Red	Kg	24.00	30.00	24.00	35.00	35.00	46.00	36.00	50.00	44.00	56.00	44.00	55.00
4	Potato White	Kg	20.00	26.00	23.00	31.00	29.00	48.00	30.00	42.00	35.00	52.00	34.00	50.00
5	Onion Dry	Kg	27.00	35.00	27.00	33.00	33.00	50.00	40.00	48.00	38.00	42.00	34.00	41.00
6	Carrot	Kg	30.00	45.00	35.00	45.00	50.00	90.00	60.00	90.00	60.00	100.00	60.00	100.00
7	Cabbage	Kg	15.00	28.00	16.00	30.00	25.00	48.00	12.00	30.00	10.00	24.00	12.00	30.00
8	Cauli Local	Kg	20.00	50.00	35.00	60.00	25.00	55.00	20.00	60.00	30.00	80.00	35.00	100.00
9	Cauli Terai	Kg	20.00	35.00	20.00	30.00								
10	Raddish Red	Kg	30.00	35.00	30.00	35.00								
11	Raddish White	Kg	15.00	25.00	18.00	32.00	12.00	40.00	5.00	20.00	8.00	20.00	12.00	70.00
12	Brinjal Long	Kg	15.00	28.00	15.00	30.00	14.00	26.00	12.00	25.00	14.00	28.00	14.00	35.00
13	Brinjal Round	Kg	28.00	35.00	28.00	40.00	28.00	40.00	20.00	36.00	18.00	40.00	30.00	40.00
14	Cow pea	Kg	35.00	90.00	25.00	55.00	25.00	60.00	18.00	50.00	20.00	60.00	25.00	80.00
15	Green Peas	Kg	35.00	60.00	55.00	100.00	100.00	110.00			55.00	60.00	90.00	160.00
16	French Bean	Kg	30.00	70.00	30.00	70.00	25.00	70.00	18.00	60.00	30.00	65.00	25.00	75.00
17	Sword Bean	Kg	40.00	70.00			100.00	150.00	100.00	130.00	100.00	120.00	40.00	110.00
18	Soyabean Green	Kg			60.00	120.00	35.00	70.00	40.00	80.00	30.00	60.00	40.00	50.00
19	Bitter Gourd	Kg	20.00	95.00	18.00	50.00	14.00	45.00	18.00	40.00	18.00	60.00	20.00	65.00
20	Bottle Gourd	Kg	20.00	40.00	20.00	45.00	15.00	40.00	12.00	30.00	14.00	45.00	20.00	40.00
21	Pointed Gourd	Kg	30.00	60.00	28.00	60.00	25.00	44.00	28.00	50.00	28.00	65.00	32.00	65.00
22	Snake Gourd	Kg	40.00	70.00	38.00	60.00	18.00	40.00	18.00	30.00	18.00	40.00	25.00	45.00
23	Smooth Gourd	Kg	30.00	100.00	20.00	60.00	15.00	48.00	8.00	40.00	10.00	40.00	30.00	60.00
24	Sponge Gourd	Kg	35.00	55.00	28.00	50.00	20.00	55.00	16.00	40.00	20.00	80.00	40.00	60.00
25	Pumpkin	Kg	18.00	26.00	20.00	25.00	20.00	26.00	22.00	30.00	24.00	36.00	22.00	38.00
26	Squash	Kg	15.00	32.00	22.00	35.00	15.00	60.00	18.00	60.00	18.00	50.00	22.00	40.00
27	Turnip	Kg	30.00	80.00	55.00	80.00	45.00	60.00			35.00	40.00	25.00	30.00
28	Okara	Kg	25.00	70.00	16.00	60.00	30.00	45.00	8.00	30.00	14.00	60.00	30.00	70.00
29	Sweet Potato	Kg	45.00	50.00									45.00	80.00

Source: Kalimati Fruits and Vegetables Market Development Committee

Table No. 15.2

Second Half Year

S.No.	Commodities	UNIT	Kartk		Mangsir		Poush		Magh		Falgun		Chaitra	
			Maximum	Minimum	Maximum	Minimum	Maximum	Minimum	Maximum	Minimum	Maximum	Minimum	Maximum	Minimum
1	Tomato Big	Kg	25.00	70.00	24.00	50.00	18.00	50.00	25.00	50.00	25.00	45.00	30.00	60.00
2	Tomato Small	Kg	18.00	60.00	15.00	35.00	16.00	45.00	14.00	32.00	12.00	40.00	25.00	60.00
3	Potato Red	Kg	39.00	70.00	28.00	44.00	18.00	32.00	18.00	24.00	16.00	20.00	14.00	20.00
4	Potato White	Kg	31.00	60.00	22.00	40.00	17.00	25.00	16.00	20.00	14.00	18.00	10.00	17.00
5	Onion Dry	Kg	35.00	46.00	34.00	42.00	35.00	46.00	34.00	40.00	35.00	43.00	31.00	42.00
6	Carrot	Kg	60.00	100.00	35.00	80.00	35.00	60.00	20.00	55.00	20.00	30.00	13.00	38.00
7	Cabbage	Kg	16.00	30.00	10.00	24.00	8.00	22.00	9.00	20.00	8.00	20.00	7.00	16.00
8	Cauli Local	Kg	15.00	60.00	15.00	60.00	16.00	50.00	14.00	32.00	8.00	25.00	10.00	40.00
9	Cauli Terai	Kg	18.00	20.00			10.00	40.00	12.00	25.00	4.00	20.00	10.00	30.00
10	Raddish Red	Kg	25.00	50.00	25.00	50.00	25.00	40.00	25.00	35.00	20.00	35.00	25.00	50.00
11	Raddish White	Kg	12.00	35.00	10.00	22.00	10.00	20.00	8.00	25.00	8.00	18.00	5.00	30.00
12	Brinjal Long	Kg	16.00	60.00	20.00	40.00	24.00	45.00	32.00	55.00	30.00	55.00	18.00	55.00
13	Brinjal Round	Kg	25.00	40.00	30.00	45.00	25.00	40.00	30.00	50.00	30.00	55.00	30.00	55.00
14	Cow pea	Kg	40.00	85.00	28.00	70.00	35.00	55.00	45.00	65.00	100.00	110.00	45.00	120.00
15	Green Peas	Kg	65.00	160.00	50.00	100.00	50.00	80.00	45.00	75.00	45.00	60.00	25.00	55.00
16	French Bean	Kg	35.00	65.00	30.00	65.00	30.00	60.00	30.00	60.00	40.00	80.00	28.00	75.00
17	Sword Bean	Kg	40.00	100.00	40.00	100.00	30.00	60.00	30.00	44.00	30.00	90.00	15.00	100.00
18	Soyabean Green	Kg	40.00	70.00			150.00	160.00						
19	Bitter Gourd	Kg	45.00	90.00	30.00	80.00	50.00	120.00	70.00	180.00	65.00	160.00	60.00	120.00
20	Bottle Gourd	Kg	25.00	50.00	20.00	40.00	25.00	45.00	38.00	50.00	30.00	45.00	25.00	45.00
21	Pointed Gourd	Kg	35.00	60.00	35.00	70.00	40.00	160.00	120.00	250.00	100.00	250.00	42.00	110.00
22	Snake Gourd	Kg					40.00	45.00			45.00	50.00		
23	Smooth Gourd	Kg	40.00	80.00	40.00	60.00	110.00	120.00	55.00	100.00	45.00	100.00	40.00	85.00
24	Sponge Gourd	Kg											60.00	65.00
25	Pumpkin	Kg	14.00	40.00	14.00	24.00	15.00	25.00	20.00	35.00	24.00	30.00	24.00	40.00
26	Squash	Kg	16.00	45.00	15.00	50.00	12.00	40.00	10.00	40.00	16.00	40.00	8.00	32.00
27	Turnip	Kg	45.00	50.00			40.00	60.00	35.00	60.00	30.00	40.00	35.00	60.00
28	Okara	Kg	60.00	90.00	60.00	90.00	60.00	190.00	75.00	190.00	50.00	160.00	60.00	110.00
29	Sweet Potato	Kg	25.00	80.00	30.00	45.00	30.00	60.00	30.00	45.00	30.00	50.00	35.00	55.00

Source: Kalimati Fruits and Vegetables Market Development Committee

Table No. 15.3

First Half Year

S.No.	Commodities	UNIT	Baishak		Jestha		Asar		Shrawan		Bhadra		Aswin	
			Maximum	Minimum	Maximum	Minimum	Maximum	Minimum	Maximum	Minimum	Maximum	Minimum	Maximum	Minimum
30	Barela	Kg	30.00	50.00	38.00	60.00					85.00	95.00	40.00	100.00
31	Arum	Kg	40.00	60.00	55.00	60.00			34.00	45.00	30.00	50.00	10.00	50.00
32	Christophine	Kg	20.00	30.00	30.00	60.00	25.00	50.00	18.00	40.00	10.00	30.00	4.00	25.00
33	Brd Leaf Mustard	Kg	40.00	90.00	40.00	90.00	45.00	80.00	55.00	80.00	55.00	75.00	40.00	75.00
34	Spinach Leaf	Kg	45.00	90.00	55.00	90.00	25.00	80.00	30.00	80.00	55.00	75.00	55.00	75.00
35	Cress Leaf	Kg	45.00	90.00	55.00	90.00	30.00	80.00			80.00	90.00	80.00	90.00
36	Mustard Leaf	Kg	45.00	80.00	40.00	80.00	20.00	80.00	30.00	60.00	30.00	85.00	35.00	50.00
37	Fenugreek Leaf	Kg	45.00	90.00	55.00	90.00	40.00	70.00					55.00	100.00
38	Onion Green	Kg	20.00	60.00	30.00	50.00	30.00	60.00	35.00	60.00	45.00	75.00	55.00	90.00
39	Bakula	Kg	18.00	50.00										
40	Yam	Kg	32.00	36.00									45.00	60.00
41	Mushroom	Kg	100.00	180.00	140.00	200.00	130.00	250.00	140.00	200.00	150.00	250.00	100.00	400.00
42	Asparagus	Kg	180.00	300.00	150.00	250.00	100.00	200.00	120.00	300.00	60.00	400.00	250.00	450.00
43	Neuro	Kg	40.00	70.00	50.00	70.00	45.00	70.00	50.00	70.00	25.00	90.00	50.00	70.00
44	Brocauli	Kg	30.00	100.00	60.00	140.00	110.00	200.00	120.00	200.00	120.00	200.00	100.00	200.00
45	Sugarbeet	Kg	40.00	70.00	40.00	70.00	45.00	70.00	50.00	80.00	60.00	80.00	60.00	80.00
46	Drumstick	Kg	40.00	90.00	45.00	60.00	55.00	70.00					110.00	200.00
47	Bauhania flower	Kg	55.00	110.00										
48	Red Cabbage	Kg	40.00	80.00	45.00	70.00	50.00	200.00	90.00	160.00	90.00	150.00	80.00	130.00
49	Lettuce	Kg	45.00	100.00	65.00	100.00	50.00	80.00	55.00	80.00	45.00	75.00	55.00	75.00
50	Knolkhol	Kg	45.00	80.00	45.00	60.00	45.00	60.00						
51	Celery	Kg	90.00	130.00	90.00	130.00	80.00	130.00	90.00	130.00	80.00	120.00	100.00	130.00
52	Parseley	Kg	120.00	200.00	110.00	150.00	80.00	150.00	90.00	120.00				
53	Fennel Leaf	Kg	45.00	80.00	55.00	80.00	45.00	80.00	55.00	80.00			55.00	90.00
54	Mint	Kg	55.00	220.00	90.00	180.00	80.00	160.00	90.00	150.00	100.00	150.00	110.00	130.00
55	Turnip A	Kg	40.00	70.00	45.00	60.00	45.00	60.00			35.00	60.00	40.00	50.00
56	Maize	Kg												
57	Tamarind	Kg	70.00	80.00	70.00	80.00	70.00	90.00	80.00	100.00	90.00	100.00	90.00	100.00
58	Bamboo Shoot	Kg	140.00	160.00	120.00	150.00	120.00	140.00	80.00	140.00	60.00	90.00	60.00	70.00
59	Tofu	Kg	60.00	70.00	60.00	140.00	60.00	70.00	60.00	200.00	60.00	200.00	60.00	70.00

Source: Kalimati Fruits and Vegetables Market Development Committee

Table No. 15.4

Second Half Year

S.No.	Commodities	UNIT	Kartk		Mangsir		Poush		Magh		Falgun		Chaitra	
			Maximum	Minimum	Maximum	Minimum	Maximum	Minimum	Maximum	Minimum	Maximum	Minimum	Maximum	Minimum
30	Barela	Kg	15.00	45.00	18.00	35.00	30.00	45.00	30.00	80.00	20.00	45.00	20.00	45.00
31	Arum	Kg	25.00	50.00	25.00	45.00	35.00	50.00	25.00	45.00	30.00	45.00	25.00	40.00
32	Christophine	Kg	4.00	20.00	6.00	50.00	12.00	40.00	18.00	40.00	20.00	30.00	20.00	45.00
33	Brd Leaf Mustard	Kg	30.00	60.00	18.00	60.00	20.00	45.00	20.00	50.00	15.00	40.00	12.00	60.00
34	Spinach Leaf	Kg	45.00	150.00	10.00	65.00	35.00	60.00	35.00	60.00	14.00	60.00	30.00	65.00
35	Cress Leaf	Kg	45.00	200.00	45.00	90.00	40.00	60.00	35.00	75.00	20.00	60.00	30.00	65.00
36	Mustard Leaf	Kg	35.00	100.00	25.00	50.00	25.00	40.00	20.00	45.00	25.00	60.00	20.00	65.00
37	Fenugreek Leaf	Kg	70.00	140.00	45.00	90.00	35.00	60.00	40.00	75.00	40.00	60.00	35.00	65.00
38	Onion Green	Kg	40.00	70.00	38.00	80.00	40.00	70.00	38.00	80.00	30.00	45.00	25.00	60.00
39	Bakula	Kg	70.00	100.00	24.00	80.00	45.00	70.00	30.00	65.00	28.00	40.00	20.00	40.00
40	Yam	Kg	25.00	60.00	20.00	35.00	18.00	40.00	20.00	32.00	24.00	32.00	20.00	35.00
41	Mushroom	Kg	110.00	200.00	110.00	200.00	80.00	190.00	75.00	120.00	70.00	150.00	75.00	170.00
42	Asparagus	Kg	200.00	300.00	500.00	600.00							300.00	700.00
43	Neuro	Kg	30.00	70.00	90.00	100.00							45.00	55.00
44	Brocauli	Kg	50.00	175.00	35.00	60.00	30.00	70.00	25.00	60.00	25.00	60.00	20.00	60.00
45	Sugarbeet	Kg	60.00	100.00	55.00	120.00	50.00	90.00	50.00	70.00	45.00	60.00	40.00	70.00
46	Drumstick	Kg									190.00	200.00	60.00	210.00
47	Bauhanian flower	Kg									130.00	250.00	40.00	160.00
48	Red Cabbage	Kg	80.00	120.00	80.00	200.00	140.00	250.00	70.00	150.00	50.00	110.00	40.00	100.00
49	Lettuce	Kg	55.00	100.00	50.00	100.00	45.00	60.00	55.00	100.00	55.00	250.00	25.00	60.00
50	Knolkhol	Kg	80.00	90.00			30.00	42.00	25.00	40.00	20.00	40.00	35.00	45.00
51	Celery	Kg	50.00	120.00	100.00	150.00	140.00	150.00	100.00	150.00	110.00	130.00	60.00	120.00
52	Parseley	Kg			100.00	160.00	140.00	150.00	110.00	180.00	150.00	190.00	55.00	170.00
53	Fennel Leaf	Kg	55.00	100.00	50.00	90.00	30.00	60.00	35.00	200.00	35.00	75.00	40.00	65.00
54	Mint	Kg	110.00	200.00	180.00	225.00	160.00	200.00	55.00	200.00	190.00	200.00	90.00	200.00
55	Turnip A	Kg	40.00	70.00	45.00	60.00	50.00	60.00	55.00	120.00	50.00	75.00	50.00	60.00
56	Maize	Kg							70.00	75.00				
57	Tamarind	Kg	90.00	100.00	90.00	100.00	90.00	100.00	90.00	120.00	100.00	120.00	100.00	110.00
58	Bamboo Shoot	Kg	60.00	80.00	60.00	90.00	60.00	90.00	60.00	100.00	60.00	70.00	50.00	110.00
59	Tofu	Kg	60.00	80.00	60.00	75.00	60.00	70.00	60.00	90.00	80.00	90.00	50.00	80.00

Source: Kalimati Fruits and Vegetables Market Development Committee

Table No. 15.5

First Half Year

S.No.	Commodities	UNIT	Baishak		Jestha		Asar		Shrawan		Bhadra		Aswin	
			Maximum	Minimum	Maximum	Minimum	Maximum	Minimum	Maximum	Minimum	Maximum	Minimum	Maximum	Minimum
60	Gundruk	Kg	90.00	200.00	190.00	200.00	180.00	200.00	60.00	200.00	180.00	200.00	60.00	200.00
61	Apple	Kg	100.00	130.00	90.00	200.00	180.00	250.00	100.00	280.00	80.00	130.00	100.00	140.00
62	Banana	Doz	60.00	100.00	70.00	130.00	70.00	90.00	60.00	100.00	40.00	70.00	40.00	70.00
63	Lime	100 Pcs	300.00	700.00	400.00	700.00	200.00	500.00	200.00	500.00	300.00	600.00	500.00	800.00
64	Pomegranate	Kg	230.00	280.00	240.00	270.00	250.00	290.00	170.00	280.00	160.00	200.00	180.00	240.00
65	Mango	Kg	60.00	110.00	50.00	80.00	50.00	90.00	60.00	100.00	80.00	180.00		
66	Grapes	Kg	100.00	220.00	190.00	210.00	280.00	300.00						
67	Orange	Kg	100.00	210.00							60.00	65.00	60.00	80.00
68	Water Melon	Kg	18.00	26.00	18.00	25.00	22.00	75.00	40.00	75.00	35.00	50.00	40.00	60.00
69	Sweet Orange	Kg	60.00	110.00	80.00	110.00	100.00	130.00	80.00	140.00	80.00	100.00	70.00	100.00
70	Mandarin	Kg											80.00	100.00
71	Pineapple	1 Pc	60.00	100.00	80.00	150.00	60.00	120.00	60.00	110.00	80.00	100.00	70.00	90.00
72	Cucumber	Kg	20.00	60.00	35.00	60.00	40.00	80.00	35.00	100.00	30.00	70.00	30.00	70.00
73	Jack Fruit	Kg	30.00	60.00	20.00	50.00	20.00	35.00	12.00	25.00	20.00	45.00		
74	Lemon	Kg									30.00	50.00	30.00	40.00
75	Sweet Lime	Kg												
76	Pear	Kg					28.00	30.00	25.00	40.00	25.00	50.00	30.00	170.00
77	Papaya	Kg	45.00	60.00	50.00	65.00	50.00	80.00	50.00	80.00	55.00	70.00	50.00	75.00
78	Guava	Kg							30.00	50.00	25.00	50.00	25.00	40.00
79	Mombin	Kg							18.00	30.00	18.00	30.00	18.00	32.00
80	Litchi	Kg			70.00	200.00	80.00	160.00						
81	Musk Melon	Kg												
82	Sugarcane	1 Pc	40.00	90.00	80.00	90.00								
83	Kinnow	Kg	60.00	90.00										
84	Strawberry	Kg	190.00	200.00										
85	Ginger	Kg	170.00	200.00	180.00	220.00	130.00	220.00	120.00	170.00	120.00	150.00	80.00	130.00
86	Chilli Dry	Kg	170.00	220.00	170.00	190.00	170.00	200.00	180.00	220.00	200.00	230.00	180.00	210.00
87	Chilli Green	Kg	30.00	60.00	35.00	90.00	35.00	60.00	45.00	120.00	40.00	100.00	55.00	110.00
88	Capsicum	Kg	50.00	100.00	40.00	80.00	35.00	100.00	30.00	60.00	35.00	140.00	100.00	200.00
89	Garlic Green	Kg	35.00	70.00	30.00	80.00	30.00	50.00	30.00	70.00	45.00	90.00	75.00	100.00

Source: Kalimati Fruits and Vegetables Market Development Committee

Table No. 15.6

Second Half Year

S.No.	Commodities	UNIT	Kartk		Mangsir		Poush		Magh		Falgun		Chaitra	
			Maximum	Minimum	Maximum	Minimum	Maximum	Minimum	Maximum	Minimum	Maximum	Minimum	Maximum	Minimum
60	Gundruk	Kg	185.00	200.00	190.00	200.00	190.00	200.00	150.00	180.00	80.00	180.00	160.00	200.00
61	Apple	Kg	100.00	145.00	100.00	150.00	100.00	120.00	100.00	110.00	90.00	110.00	90.00	120.00
62	Banana	Doz	50.00	70.00	50.00	70.00	45.00	65.00	48.00	70.00	50.00	80.00	55.00	80.00
63	Lime	100 Pcs	100.00	600.00	200.00	500.00	300.00	500.00	300.00	400.00	300.00	400.00	300.00	600.00
64	Pomegranate	Kg	220.00	280.00	220.00	300.00	180.00	260.00	180.00	220.00	190.00	220.00	190.00	270.00
65	Mango	Kg												
66	Grapes	Kg			250.00	300.00	150.00	300.00	60.00	180.00	80.00	120.00	80.00	150.00
67	Orange	Kg	40.00	75.00	50.00	70.00	45.00	77.00	55.00	80.00	50.00	80.00	60.00	80.00
68	Water Melon	Kg	35.00	60.00	45.00	70.00	45.00	60.00	45.00	90.00	35.00	55.00	20.00	50.00
69	Sweet Orange	Kg	40.00	90.00	70.00	100.00	70.00	90.00	70.00	90.00	70.00	90.00	50.00	90.00
70	Mandarin	Kg	60.00	80.00	35.00	50.00								
71	Pineapple	1 Pc	80.00	100.00	80.00	100.00	75.00	100.00	80.00	100.00	80.00	100.00	50.00	100.00
72	Cucumber	Kg	20.00	85.00	18.00	40.00	12.00	25.00	18.00	90.00	45.00	100.00	20.00	70.00
73	Jack Fruit	Kg			70.00	80.00	70.00	100.00	30.00	100.00	50.00	90.00	45.00	80.00
74	Lemon	Kg	30.00	55.00	20.00	35.00	30.00	35.00	30.00	35.00				
75	Sweet Lime	Kg	25.00	50.00	45.00	50.00								
76	Pear	Kg	45.00	200.00	180.00	220.00	190.00	230.00	190.00	230.00	190.00	220.00	190.00	220.00
77	Papaya	Kg	50.00	80.00	55.00	80.00	40.00	80.00	45.00	70.00	40.00	60.00	35.00	55.00
78	Guava	Kg	25.00	45.00							110.00	120.00		
79	Mombin	Kg	18.00	32.00	25.00	50.00	28.00	35.00	28.00	55.00	40.00	120.00	100.00	110.00
80	Litchi	Kg									40.00	50.00		
81	Musk Melon	Kg			60.00	70.00					50.00	60.00	30.00	35.00
82	Sugarcane	1 Pc	50.00	80.00	40.00	60.00	40.00	60.00	40.00	70.00	40.00	50.00	40.00	50.00
83	Kinnow	Kg					50.00	70.00	50.00	70.00	50.00	70.00	40.00	80.00
84	Strawberry	Kg					250.00	300.00	200.00	300.00	250.00	400.00		
85	Ginger	Kg	70.00	90.00	55.00	80.00	50.00	70.00	55.00	80.00	55.00	85.00	70.00	95.00
86	Chilli Dry	Kg	170.00	220.00	210.00	230.00	180.00	220.00	50.00	200.00	180.00	200.00	40.00	210.00
87	Chilli Green	Kg	35.00	130.00	25.00	50.00	34.00	55.00	35.00	55.00	40.00	70.00	40.00	200.00
88	Capsicum	Kg	45.00	200.00	50.00	110.00	45.00	100.00	40.00	60.00	40.00	80.00	60.00	110.00
89	Garlic Green	Kg	70.00	110.00	75.00	125.00	70.00	90.00	45.00	90.00	35.00	60.00	35.00	50.00

Source: Kalimati Fruits and Vegetables Market Development Committee

Table No. 15.7

First Half Year

S.No.	Commodities	UNIT	Baishak		Jestha		Asar		Shrawan		Bhadra		Aswin	
			Maximum	Minimum	Maximum	Minimum	Maximum	Minimum	Maximum	Minimum	Maximum	Minimum	Maximum	Minimum
90	Coriander Green	Kg	30.00	105.00	70.00	250.00	50.00	220.00	50.00	220.00	60.00	300.00	30.00	300.00
91	Garlic Dry Chinese	Kg	100.00	110.00	85.00	105.00	85.00	110.00	103.00	120.00	108.00	115.00	105.00	122.00
92	Garlic Dry Nepali	Kg	55.00	90.00	55.00	70.00	50.00	70.00	55.00	70.00	60.00	115.00	80.00	115.00
93	Clive Dry	Kg	100.00	120.00	70.00	150.00	80.00	100.00	80.00	120.00	100.00	130.00	110.00	130.00
94	Clive Green	Kg	40.00	60.00	45.00	80.00	55.00	60.00			90.00	110.00	80.00	100.00
95	Fish Fresh	Kg	200.00	220.00	200.00	220.00	210.00	220.00	210.00	220.00	220.00	230.00	200.00	230.00

Table No. 15.8

Second Half Year

S.No.	Commodities	UNIT	Kartk		Mangsir		Poush		Magh		Falgun		Chaitra	
			Maximum	Minimum	Maximum	Minimum	Maximum	Minimum	Maximum	Minimum	Maximum	Minimum	Maximum	Minimum
90	Coriander Green	Kg	40.00	100.00	50.00	250.00	50.00	120.00	40.00	90.00	30.00	60.00	20.00	60.00
91	Garlic Dry Chinese	Kg	115.00	135.00	110.00	125.00	118.00	126.00	118.00	135.00	130.00	140.00	125.00	135.00
92	Garlic Dry Nepali	Kg	80.00	110.00	100.00	130.00	100.00	140.00	100.00	140.00	80.00	130.00	60.00	100.00
93	Clive Dry	Kg	90.00	135.00	120.00	200.00	190.00	200.00	110.00	200.00	110.00	200.00	65.00	120.00
94	Clive Green	Kg	90.00	120.00	80.00	100.00	40.00	100.00	60.00	100.00	80.00	110.00	28.00	90.00
95	Fish Fresh	Kg	220.00	240.00	200.00	230.00	210.00	220.00	200.00	220.00	200.00	230.00	210.00	220.00

Source: Kalimati Fruits and Vegetables Market Development Committee

Table No. 16.1

PRICES OF SELECTED VEGETABLES, FRUITS AND SPICES IN KALIMATI WHOLESALE MARKET BY MONTH, YEAR 2071 (2014/2015)

S.No.	Commodities	Unit	Baishak	Jestha	Asar	Shrawan	Bhadra	Aswin	Kartik	Mangsir	Poush	Magh	Falgun	Chaitra
1	Tomato Big	Kg	26.54	25.23	21.32	38.76	54.06	56.27	36.85	36.40	37.85	31.82	31.25	39.96
2	Tomato Small	Kg	29.35	28.21	17.10	27.72	41.12	49.35	33.51	25.78	32.89	21.34	19.61	42.62
3	Potato Red	Kg	27.62	30.94	38.99	42.75	46.97	48.80	48.05	36.57	23.44	20.52	18.90	17.63
4	Potato White	Kg	23.54	26.70	32.39	32.92	39.56	39.42	42.58	32.78	20.55	18.31	16.42	14.05
5	Onion Dry	Kg	28.92	29.68	41.92	44.41	39.88	37.76	41.44	39.02	40.79	37.63	39.92	35.18
6	Carrot	Kg	39.02	40.83	70.74	73.57	78.31	78.69	80.90	55.58	44.94	34.52	24.00	23.45
7	Cabbage	Kg	20.84	23.42	35.84	20.88	14.33	19.89	21.52	17.22	14.79	13.35	13.11	11.53
8	Cauli Local	Kg	40.02	45.57	39.26	42.96	50.33	59.24	36.04	29.16	34.01	23.18	15.95	19.93
9	Cauli Terai	Kg	24.83	24.67					19.00		26.21	18.26	11.42	15.88
10	Raddish Red	Kg	32.61	32.50					41.37	34.47	29.85	28.50	28.92	40.15
11	Raddish White	Kg	18.64	24.09	26.53	11.51	14.45	32.11	21.81	16.65	15.49	14.46	12.71	19.99
12	Brinjal Long	Kg	20.68	23.22	19.03	16.08	20.18	24.34	30.42	30.05	34.52	42.43	36.40	28.86
13	Brinjal Round	Kg	30.99	32.54	30.36	27.38	28.28	34.62	34.26	35.45	35.62	42.49	39.77	43.56
14	Cow pea	Kg	58.77	39.45	39.85	34.56	46.07	51.34	66.22	44.61	46.73	55.00	105.00	81.91
15	Green Peas	Kg	46.19	72.60	105.11		56.67	116.22	86.61	78.34	60.99	55.20	55.13	41.06
16	French Bean	Kg	47.46	45.72	41.55	40.58	52.21	48.75	46.60	44.33	48.92	43.34	56.33	47.59
17	Sword Bean	Kg	56.98		121.77	110.39	106.25	83.17	71.29	65.17	48.45	37.76	53.30	41.24
18	Soyabean Green	Kg		84.85	46.54	54.45	50.54	45.83	48.27		155.00			
19	Bitter Gourd	Kg	50.62	29.24	24.88	30.03	38.06	49.31	67.15	63.60	81.89	108.02	117.30	83.87
20	Bottle Gourd	Kg	33.71	32.95	26.89	23.01	28.92	29.06	37.74	29.55	38.57	43.12	39.41	36.64
21	Pointed Gourd	Kg	49.85	39.94	35.34	34.92	46.83	47.57	46.72	48.50	86.46	217.54	195.70	63.13
22	Snake Gourd	Kg	60.07	47.92	26.58	23.75	28.24	36.35			42.50		48.33	
23	Smooth Gourd	Kg	55.07	37.29	25.63	20.19	28.74	46.43	58.00	53.75	115.84	92.29	86.22	63.61
24	Sponge Gourd	Kg	47.49	43.01	41.45	24.23	41.49	50.18						62.50
25	Pumpkin	Kg	21.85	22.63	23.14	25.33	28.62	29.78	24.18	16.72	19.68	28.80	27.05	29.40
26	Squash	Kg	23.02	31.54	35.52	38.44	36.82	29.79	36.75	31.17	18.90	19.53	27.14	18.44
27	Turnip	Kg	60.72	70.24	52.92		37.50	28.33	47.50		55.67	57.34	35.92	56.18
28	Okara	Kg	53.07	30.66	38.80	20.56	40.55	48.30	72.33	74.33	112.59	119.67	103.70	77.76
29	Sweet Potato	Kg	47.50					55.42	39.87	39.25	42.88	34.84	40.98	47.08
30	Barela	Kg	39.17	42.33			90.00	69.76	26.58	26.97	37.71	36.75	35.46	33.54

Source: Kalimati Fruits and Vegetables Market Development Committee

Table No. 16.2

S.No.	Commodities	Unit	Baishak	Jestha	Asar	Shrawan	Bhadra	Aswin	Kartik	Mangsir	Poush	Magh	Falgun	Chaitra
31	Arum	Kg	52.33	57.57		39.61	41.29	40.55	36.45	38.04	41.13	36.19	35.69	31.97
32	Christophine	Kg	23.75	47.65	37.48	33.35	19.49	12.05	11.52	12.43	26.03	28.15	24.09	27.91
33	Brd Leaf Mustard	Kg	64.53	70.66	57.39	62.69	58.69	57.44	46.00	35.88	33.87	32.79	24.14	31.66
34	Spinach Leaf	Kg	61.88	72.46	54.95	60.35	58.69	59.28	76.28	53.67	45.89	44.28	34.91	44.23
35	Cress Leaf	Kg	61.88	72.46	61.09		86.67	86.55	90.23	66.21	50.44	46.60	40.35	46.03
36	Mustard Leaf	Kg	54.31	55.80	49.86	47.07	51.33	43.42	49.49	37.70	34.85	33.98	34.75	45.41
37	Fenugreek Leaf	Kg	63.04	72.86	58.56			82.09	88.98	62.44	52.59	49.69	54.13	54.73
38	Onion Green	Kg	32.06	44.45	46.69	48.25	57.69	64.63	57.11	50.04	50.38	54.72	36.10	33.61
39	Bakula	Kg	32.80						82.78	67.04	55.19	41.05	33.58	29.57
40	Yam	Kg	34.57					51.11	40.96	28.90	26.65	28.00	28.30	28.32
41	Mushroom	Kg	143.50	162.03	183.27	163.57	175.11	167.68	143.10	149.69	129.44	98.34	95.72	122.18
42	Asparagus	Kg	218.51	186.93	146.88	171.08	288.55	338.75	238.75	565.00				479.13
43	Neuro	Kg	57.97	58.13	56.12	55.62	58.09	56.25	47.39	95.00				48.96
44	Brocauli	Kg	67.77	99.20	137.78	173.33	152.56	154.54	110.87	46.39	48.74	35.47	38.88	37.15
45	Sugarbeet	Kg	52.75	55.14	58.24	65.06	65.33	65.19	82.18	86.14	69.17	64.05	54.41	49.61
46	Drumstick	Kg	58.89	56.79	58.44			151.43					195.00	136.89
47	Bauhanian flower	Kg	78.11										209.00	76.16
48	Red Cabbage	Kg	63.20	55.56	70.79	123.28	101.00	97.47	97.10	150.54	186.36	97.59	79.10	70.51
49	Lettuce	Kg	71.88	84.77	65.15	65.00	57.95	59.32	77.29	70.69	57.88	86.73	90.91	42.74
50	Knolkhol	Kg	55.04	56.53	48.65				86.67		36.91	34.48	32.67	39.17
51	Celery	Kg	111.81	112.53	98.66	105.00	105.56	115.07	106.43	142.50	145.12	126.13	116.32	80.80
52	Parseley	Kg	144.06	132.60	110.11	105.00				142.92	145.24	154.52	164.93	134.45
53	Fennel Leaf	Kg	62.88	70.93	61.80	64.63		80.84	81.80	67.13	54.76	61.43	57.90	56.63
54	Mint	Kg	149.95	148.40	136.06	116.72	132.47	120.00	144.03	193.71	194.82	190.30	195.42	159.94
55	Turnip A	Kg	51.23	54.13	49.50		42.43	45.40	51.42	56.86	57.47	60.27	58.66	57.40
56	Maize	Kg										71.67		
57	Tamarind	Kg	75.80	76.50	83.41	91.27	96.30	96.52	96.27	96.29	96.47	110.80	116.07	105.94
58	Bamboo Shoot	Kg	150.73	134.80	133.57	131.73	72.37	66.23	73.81	76.41	76.29	71.83	66.06	66.46
59	Tofu	Kg	65.07	67.80	64.89	73.39	69.19	65.18	65.98	65.46	65.36	76.25	85.70	64.59
60	Gundruk	Kg	185.58	195.00	194.68	190.56	194.84	181.32	194.64	195.00	195.13	173.53	171.74	188.91
61	Apple	Kg	121.38	136.53	204.43	209.68	104.57	118.97	121.65	110.52	107.44	105.00	101.25	105.62
62	Banana	Doz	84.71	96.00	83.80	75.06	55.75	52.93	57.67	56.38	55.48	56.57	66.04	65.52
63	Lime	100 Pcs	559.42	535.33	343.98	336.61	399.68	630.95	437.53	286.55	363.75	363.57	364.06	488.64

Source: Kalimati Fruits and Vegetables Market Development Committee

Table No. 16.3

S.No.	Commodities	Unit	Baishak	Jestha	Asar	Shrawan	Bhadra	Aswin	Kartik	Mangsir	Poush	Magh	Falgun	Chaitra
64	Pomegranate	Kg	255.58	258.40	256.88	223.87	178.71	215.36	240.95	248.97	208.75	204.46	202.36	229.35
65	Mango	Kg	80.87	67.22	76.56	83.23	107.69							
66	Grapes	Kg	166.01	198.10	290.00				0.00	275.00	219.58	126.49	92.32	114.94
67	Orange	Kg	149.42				62.50	68.87	54.69	58.94	56.72	66.15	67.05	69.97
68	Water Melon	Kg	23.44	22.81	40.71	48.06	44.49	48.46	52.28	57.75	52.87	51.51	47.64	30.74
69	Sweet Orange	Kg	83.30	101.97	114.50	109.17	86.51	85.07	82.02	88.39	83.01	81.43	75.66	75.28
70	Mandarin	Kg						90.00	73.67	45.83				
71	Pineapple	1 Pc	87.10	105.20	89.90	83.50	87.26	84.32	87.35	90.63	86.28	88.51	85.83	78.18
72	Cucumber	Kg	33.63	45.78	54.01	49.97	45.43	39.37	42.39	33.30	18.11	35.69	60.69	45.33
73	Jack Fruit	Kg	46.58	30.31	27.15	20.58	33.03			76.20	87.01	73.09	68.53	56.74
74	Lemon	Kg					38.97	37.32	37.77	30.46	32.58	32.69		
75	Sweet Lime	Kg							42.33	47.50				
76	Pear	Kg			29.00	31.51	37.26	72.02	154.78	191.90	200.43	208.13	200.00	204.00
77	Papaya	Kg	53.30	55.23	66.25	64.43	60.39	61.00	63.78	69.14	54.65	56.83	48.75	47.10
78	Guava	Kg				39.58	37.29	34.70	34.60				116.67	
79	Mombin	Kg				24.82	23.86	25.39	27.61	29.58	30.70	43.46	74.99	105.17
80	Litchi	Kg		117.86	98.67								45.00	
81	Musk Melon	Kg								66.25			56.67	31.25
82	Sugarcane	1 Pc	73.33	85.00					60.44	48.76	46.01	54.55	44.86	45.50
83	Kinnow	Kg	69.00								58.86	58.71	57.36	64.60
84	Strawberry	Kg	195.00								276.79	224.58	368.00	
85	Ginger	Kg	186.45	195.90	172.20	147.36	134.07	101.65	80.09	73.03	59.29	64.01	72.25	85.23
86	Chilli Dry	Kg	197.32	176.40	189.98	206.61	217.86	193.03	196.64	216.73	204.57	188.22	193.72	192.35
87	Chilli Green	Kg	45.72	54.77	43.80	58.48	64.31	79.45	68.38	37.66	44.06	44.40	48.40	67.91
88	Capsicum	Kg	71.12	55.30	61.31	45.06	73.76	134.80	106.97	78.44	61.63	49.72	53.54	83.90
89	Garlic Green	Kg	49.38	55.20	47.19	50.46	75.86	86.91	88.14	87.01	85.48	66.74	48.79	44.05
90	Coriander Green	Kg	57.25	171.60	115.68	86.58	201.40	133.64	67.49	124.66	81.82	57.96	41.19	40.53
91	Garlic Dry Chinese	Kg	105.17	97.53	101.42	110.62	110.50	114.92	120.14	119.70	122.72	125.26	135.03	132.42
92	Garlic Dry Nepali	Kg	70.54	64.07	61.65	62.35	85.48	100.09	97.24	110.99	125.02	119.29	106.61	82.99
93	Clive Dry	Kg	114.49	104.00	91.25	101.54	112.18	124.49	117.77	164.29	196.01	177.72	152.71	103.06
94	Clive Green	Kg	47.80	57.36	57.50		96.67	93.64	96.35	94.36	70.99	85.21	93.89	52.83
95	Fish Fresh	Kg	215.94	216.40	215.96	216.14	226.01	225.92	226.84	221.42	216.35	215.84	216.67	216.05

Source: Kalimati Fruits and Vegetables Market Development Committee

Table 17.1
National Consumer Price Index (New Series)
Mid-June 2015
(2005/06=100)

Groups & Sub-groups	Weight %	2012/13	2013/14		2014/15			Percent Change			
		May/June	Apr/May	May/June	Mar/Apr	Apr/May	May/June	Column 5 over 3	Column 5 over 4	Column 8 over 5	Column 8 over 7
1	2	3	4	5	6	7	8	9	10	11	12
Overall Index	100.00	184.2	200.4	201.6	212.5	214.6	216.5	9.5	0.6	7.4	0.9
1. Food and Beverage	46.82	218.2	241.9	244.9	258.8	263.5	268.2	12.2	1.3	9.5	1.8
Cereals Grains & their products	14.81	198.7	216.1	216.7	233.4	240.1	241.8	9.1	0.3	11.6	0.7
Legume Varieties	2.01	220.0	230.5	233.2	272.5	286.8	300.1	6.0	1.2	28.7	4.6
Vegetables	5.65	262.6	318.3	334.8	300.8	299.9	316.8	27.5	5.2	-5.4	5.7
Meat & Fish	5.70	242.9	279.0	282.1	299.2	297.0	299.1	16.1	1.1	6.0	0.7
Milk Products and Egg	5.01	214.1	235.0	238.0	264.0	266.6	268.6	11.2	1.3	12.8	0.8
Ghee and Oil	2.70	190.3	193.0	192.2	194.3	196.0	195.8	1.0	-0.4	1.9	-0.1
Fruits	2.23	253.1	274.1	288.4	282.5	310.6	334.1	14.0	5.2	15.8	7.6
Sugar & Sweets	1.36	257.1	252.9	253.0	252.3	253.9	253.8	-1.6	0.0	0.3	-0.1
Spices	1.46	220.6	233.4	233.4	254.0	262.7	268.2	5.8	0.0	14.9	2.1
Soft Drinks	0.96	198.0	202.0	202.4	211.0	214.9	219.8	2.2	0.2	8.6	2.3
Hard Drinks	1.72	158.5	194.1	194.1	235.0	235.0	235.0	22.5	0.0	21.1	0.0
Tobacco Products	0.85	217.8	272.9	272.9	345.6	345.6	345.6	25.3	0.0	26.6	0.0
Restaurant & Hotel	2.35	244.9	267.8	267.9	296.6	299.9	303.6	9.4	0.0	13.3	1.2
2. Non-Food and Services	53.18	159.0	170.1	170.2	179.0	179.3	179.5	7.0	0.1	5.5	0.1
Clothing & Footwear	8.49	186.3	206.8	206.8	231.7	231.7	231.7	11.0	0.0	12.0	0.0
Housing & Utilities	10.87	157.7	165.6	165.6	167.2	167.3	167.3	5.0	0.0	1.0	0.0
Furnishing & Household Equipment	4.89	187.5	204.7	205.2	223.8	225.2	225.2	9.4	0.2	9.7	0.0
Health	3.25	138.1	149.6	149.6	157.6	157.6	157.6	8.3	0.0	5.3	0.0
Transport	6.01	175.5	184.4	184.4	184.8	184.8	184.8	5.1	0.0	0.2	0.0
Communication	3.64	80.4	80.8	80.8	81.3	81.3	81.3	0.5	0.0	0.6	0.0
Recreation and Culture	5.39	141.3	152.3	152.9	160.8	162.6	163.0	8.2	0.3	6.6	0.2
Education	8.46	174.5	188.1	188.1	198.4	198.4	198.4	7.8	0.0	5.5	0.0
Miscellaneous Goods & Services	2.17	162.8	173.5	173.6	188.4	190.0	194.0	6.6	0.0	11.8	2.1

Consumer Price Index : Kathmandu Valley

Overall Index	100.00	189.3	207.0	207.6	218.2	221.1	223.8	9.7	0.3	7.8	1.2
1. Food and Beverage	49.67	224.1	253.8	255.5	271.3	277.8	284.0	14.0	0.6	11.2	2.2
2. Non-Food and Services	50.33	160.7	169.7	169.7	176.6	177.0	177.4	5.6	0.0	4.5	0.2

Consumer Price Index : Terai

Overall Index	100.00	178.7	194.9	196.8	206.3	208.3	210.0	10.1	1.0	6.7	0.8
1. Food and Beverage	44.49	211.7	234.0	238.9	251.0	255.6	260.0	12.9	2.1	8.8	1.7
2. Non-Food and Services	55.51	156.4	168.7	168.9	177.1	177.5	177.5	8.0	0.1	5.1	0.0

Consumer Price Index : Hill

Overall Index	100.00	187.4	202.0	202.6	216.2	217.5	218.9	8.1	0.3	8.0	0.6
1. Food and Beverage	47.26	222.1	241.0	242.5	257.1	260.1	263.6	9.2	0.6	8.7	1.3
2. Non-Food and Services	52.74	161.1	172.7	172.8	185.1	185.2	185.3	7.2	0.0	7.3	0.1

Source: <http://www.nrb.org.np>

Table 17.2
National Consumer Price Index (Monthly Series)
(2005/06 = 100)
(y-o-y changes)

Mid- Months	2012/13		2013/14		2014/15	
	Index	Percent Change	Index	Percent Change	Index	Percent Change
August	179.3	11.9	193.4	7.9	207.9	7.5
September	180.1	11.2	194.4	8.0	209.1	7.6
October	180.8	10.5	196.0	8.4	210.7	7.5
November	180.5	10.5	198.5	10.0	212.7	7.2
December	179.9	10.4	198.4	10.3	212.4	7.0
January	180.1	9.8	197.6	9.7	211.2	6.8
February	180.3	10.1	196.1	8.8	209.8	7.0
March	180.9	10.2	196.9	8.9	210.7	7.0
April	181.7	9.5	198.9	9.4	212.5	6.9
May	182.6	8.7	200.4	9.7	214.6	7.1
June	184.2	8.2	201.6	9.5	216.5	7.4
July	190.5	7.8	205.9	8.1		
Average	181.7	9.9	198.2	9.1		

Source:<http://www.nrb.org.np>

Table 17.3
National Wholesale Price Index
(1999/00=100)
Mid-June 2015

Groups and Sub-groups	Weight %	2012/13	2013/14		2014/15			Percentage Change			
		May/June	Apr/May	May/June	Mar/Apr	Apr/May	May/June	Column 5 Over 3	Column 5 Over 4	Column 8 Over 5	Column 8 Over 7
1	2	3	4	5	6	7	8				
1. Overall Index	100.00	260.4	282.8	284.2	292.0	297.1	299.5	9.1	0.5	5.4	0.8
1.1 Agricultural Commodities	49.59	282.0	313.1	315.6	330.3	340.7	345.3	11.9	0.8	9.4	1.4
Foodgrains	16.58	231.4	244.2	244.2	265.3	271.8	272.9	5.5	0.0	11.8	0.4
Cash Crops	6.09	333.9	341.8	337.5	366.9	359.9	349.1	1.1	-1.3	3.5	-3.0
Pulses	3.77	298.1	282.6	305.5	331.6	390.3	406.4	2.5	8.1	33.0	4.1
Fruits and Vegetables	11.18	262.5	286.3	290.4	299.5	319.0	334.6	10.6	1.4	15.2	4.9
Spices	1.95	265.7	312.9	315.7	313.5	321.0	327.1	18.8	0.9	3.6	1.9
Livestock Production	10.02	353.1	451.0	452.3	453.0	452.5	455.5	28.1	0.3	0.7	0.7
1.2 Domestic Manufactured Commodities	20.37	227.3	243.8	244.0	254.6	254.8	255.1	7.3	0.1	4.5	0.1
Food-Related Products	6.12	225.0	237.2	237.4	234.6	234.6	235.3	5.5	0.1	-0.9	0.3
Beverages and Tobacco	5.68	241.2	265.6	265.6	291.9	291.9	291.9	10.1	0.0	9.9	0.0
Construction Materials	4.50	260.6	284.6	284.6	290.4	291.3	291.6	9.2	0.0	2.4	0.1
Others	4.07	174.5	178.0	178.6	192.8	192.8	192.8	2.3	0.4	7.9	0.0
1.3 Imported Commodities	30.04	247.3	259.2	259.6	254.2	253.7	254.0	5.0	0.1	-2.2	0.1
Petroleum Products and Coal	5.40	529.7	574.2	574.2	492.2	492.2	492.9	8.4	0.0	-14.2	0.2
Chemical Fertilizers and Chemical Goods	2.46	228.1	232.6	232.6	250.9	250.9	250.9	2.0	0.0	7.9	0.0
Transport Vehicles and Machinery Goods	6.97	188.5	186.3	186.3	190.1	190.1	190.1	-1.2	0.0	2.0	0.0
Electric and Electronic Goods	1.87	110.8	124.6	124.6	124.3	124.9	124.9	12.4	0.0	0.3	0.0
Drugs and Medicine	2.73	146.1	146.1	146.1	154.0	154.0	154.0	0.0	0.0	5.4	0.0
Textile-Related Products	3.10	171.3	177.0	177.0	191.8	191.8	191.8	3.3	0.0	8.3	0.0
Others	7.51	207.1	217.8	219.3	238.3	236.1	236.7	5.9	0.7	7.9	0.3

Source:<http://www.nrb.org.np>

Table 17.4
National Wholesale Price Index
(1999/00 = 100)
(y-o-y changes)

Mid-Months	2012/13		2013/14		2014/15	
	Index	Percent Change	Index	Percent Change	Index	Percent Change
August	257.9	11.8	273.2	5.9	293.5	7.4
September	259.1	10.2	278.8	7.6	299.2	7.3
October	260.1	10.2	279.7	7.5	299.8	7.2
November	258.5	9.9	281.8	9.0	300.8	6.7
December	255.2	8.3	278.8	9.2	297.2	6.6
January	255.0	9.1	277.7	8.9	292.8	5.4
February	254.6	9.5	275.1	8.1	290.2	5.5
March	256.6	9.0	277.9	8.3	293.1	5.5
April	254.5	8.4	277.4	9.0	292.0	5.3
May	259.2	8.1	282.8	9.1	297.1	5.1
June	260.4	6.7	284.2	9.1	299.5	5.4
July	267.9	6.7	288.9	7.8		
Average	258.3	9.0	279.7	8.3		

Source: <http://www.nrb.org.np>

Table 17.5
Exports of Major Commodities to India

(Rs. in million)

		Eleven months			Percent Change	
		2012/13	2013/14 ^R	2014/15 ^P	2013/14	2014/15
	A. Major Commodities	41912.5	45045.0	42356.7	7.5	-6.0
1	Aluminium Section	340.4	336.2	410.8	-1.2	22.2
2	Biscuits	0.5	0.8	2.1	68.6	143.2
3	Brans	179.7	169.7	158.1	-5.6	-6.9
4	Brooms	2.4	0.9	1.1	-62.7	28.7
5	Cardamom	3442.3	4041.5	3619.8	17.4	-10.4
6	Catechue	0.0	0.0	0.0	-	-
7	Cattlefeed	14.9	264.7	560.3	-	111.7
8	Chemicals	0.2	0.0	16.0	-100.0	-
9	Cinnamon	47.6	56.8	76.2	19.4	34.1
10	Copper Wire Rod	1079.5	1332.9	1119.0	23.5	-16.0
11	Fruits	8.8	9.2	7.1	4.6	-22.7
12	G.I. pipe	3339.0	2696.9	2764.4	-19.2	2.5
13	Ghee (Vegetable)	0.0	0.0	0.0	-	-
14	Ghee(Clarified)	130.2	148.0	154.5	13.7	4.4
15	Ginger	1183.0	405.3	363.7	-65.7	-10.3
16	Handicraft Goods	21.4	19.0	19.1	-11.2	0.4
17	Herbs	294.1	215.8	473.0	-26.6	119.2
18	Juice	3485.0	4038.8	4267.5	15.9	5.7
19	Jute Goods	3836.8	4051.3	3905.7	5.6	-3.6
	(a) Hessian	0.0	2.6	10.7	-	305.8
	(b) Sackings	3438.9	3377.7	3412.4	-1.8	1.0
	(c) Twines	397.9	671.0	482.6	68.7	-28.1
20	Live Animals	408.5	184.2	155.3	-54.9	-15.7
21	M.S. Pipe	0.0	192.1	171.2	-	-10.9
22	Marble Slab	139.5	23.3	0.0	-83.3	-100.0
23	Medicine (Ayurvedic)	554.6	784.9	706.9	41.5	-9.9
24	Mustard & Linseed	2.9	17.5	47.3	508.6	170.4
25	Noodles	314.1	466.9	572.8	48.6	22.7
26	Oil Cakes	611.9	640.0	556.3	4.6	-13.1
27	Paper	0.5	0.1	1.1	-84.3	-
28	Particle Board	173.2	146.1	102.2	-15.7	-30.0
29	Pashmina	50.9	49.9	47.3	-2.1	-5.1
30	Plastic Utensils	909.0	328.2	308.0	-63.9	-6.2
31	Polyster Yarn	4350.6	4767.5	4644.9	9.6	-2.6
32	Pulses	0.9	3.8	126.4	326.3	-
33	Raw Jute	36.8	40.7	1.7	10.6	-95.8
34	Readymade garments	141.1	292.6	255.1	107.4	-12.8
35	Ricebran Oil	114.3	195.4	56.7	70.9	-71.0
36	Rosin	992.9	1261.4	1711.6	27.0	35.7
39	Shampoos and Hair Oils	0.0	0.0	0.0	-	-
37	Shoes and Sandles	1543.3	1803.3	2087.5	16.8	15.8
38	Skin	224.1	202.1	284.7	-9.8	40.9
40	Soap	56.4	24.0	20.9	-57.5	-13.0
41	Stone and Sand	454.9	1459.7	0.0	220.9	-100.0
42	Turpentine	215.0	239.8	284.1	11.5	18.5
43	Textiles*	5159.7	5094.8	4663.4	-1.3	-8.5
44	Thread	97.2	157.6	154.8	62.2	-1.8
45	Tooth Paste	879.0	1049.6	824.9	19.4	-21.4
46	Turmeric	11.5	4.4	0.5	-61.6	-89.0
47	Vegetable	64.5	114.6	232.5	77.7	103.0
48	Wire	2492.8	1927.2	2032.9	-22.7	5.5
49	Zinc Sheet	4506.6	5785.1	4387.5	28.4	-24.2
	B. Others	4522.4	9495.9	8751.3	110.0	-7.8
	Total (A+B)	46434.9	54540.9	51108.0	17.5	-6.3

* includes P.P. fabric R= Revised, P= Povisional

Source:<http://www.nrb.org.np>

Table 17.6
Exports of Major Commodities to China

(Rs. in million)

		Eleven months			Percent Change	
		2012/13	2013/14 ^R	2014/15 ^P	2013/14	2014/15
	A. Major Commodities	1017.9	835.5	856.5	-17.9	2.5
1	Agarbatti	28.7	41.1	13.8	43.1	-66.5
2	Aluminium, Copper and Brass Utensils	124.8	0.0	0.0	-	-
3	Handicraft (Metal and Woolen)	123.3	250.6	178.4	103.2	-28.8
4	Herbs	0.0	0.0	0.0	-	-
5	Human Hair	0.2	8.7	16.7	-	91.6
6	Musical Instruments, Parts and Accessories	0.1	0.0	0.1	-	-
7	Nepalese Paper & Paper Products	0.1	0.0	0.0	-	-
8	Noodles	48.5	42.6	47.3	-12.2	11.0
9	Other handicraft goods	25.9	17.7	45.0	-31.8	-
10	Pashmina	22.7	36.0	24.3	58.6	-32.4
11	Readymade Garments	86.1	27.8	43.9	-67.7	57.7
12	Readymade Leather Goods	0.8	1.4	0.4	68.1	-71.8
13	Rudrakshya	8.7	0.0	10.1	-100.0	-
14	Silverware and Jewelleries	0.5	6.8	4.3	1226.8	-36.1
15	Tanned Skin	358.9	214.3	301.8	-40.3	40.9
16	Tea	4.7	8.2	13.4	73.9	64.0
17	Vegetables	1.5	0.0	0.0	-	-
18	Wheat Flour	101.9	69.3	22.3	-32.1	-67.8
19	Woolen Carpet	80.4	111.2	134.8	38.4	21.2
	B. Other	887.3	1339.7	1301.3	51.0	-2.9
	Total (A+B)	1905.2	2175.3	2157.7	14.2	-0.8

R= Revised, P= Povisional

Table 17.7
Exports of Major Commodities to Other Countries

(Rs. in million)

		Eleven months			Percent Change	
		2012/13	2013/14 ^R	2014/15 ^P	2013/14 ^R	2014/15
	A. Major Commodities	13352.9	15430.5	14081.8	15.6	-8.7
1	Handicraft (Metal and Wooden)	75.0	100.2	80.1	33.6	-20.1
2	Herbs	8.8	58.0	57.2	556.2	-1.5
3	Nepalese Paper & Paper Products	222.7	248.2	204.5	11.5	-17.6
4	Nigerseed	0.0	0.0	0.0	-	-
5	Pashmina	1401.8	1801.6	1867.1	28.5	3.6
6	Pulses	2573.6	1787.8	1007.5	-30.5	-43.6
7	Readymade Garments	2731.8	3719.1	3585.8	36.1	-3.6
8	Readymade Leather Goods	180.3	186.7	241.4	3.6	29.3
9	Silverware and Jewelleries	72.4	94.5	93.6	30.5	-0.9
10	Tanned Skin	447.0	728.1	593.5	62.9	-18.5
11	Tea	191.1	181.2	195.1	-5.2	7.6
12	Woolen Carpet	5448.2	6525.1	6156.2	19.8	-5.7
	B. Others	8233.8	9583.9	10483.5	16.4	9.4
	Total (A+B)	21586.6	25014.4	24565.4	15.9	-1.8

R= Revised, P= Povisional

Table 17.8
Imports of Major Commodities from India

(Rs. in million)

		Eleven months			Percent Change	
		2012/13	2013/14 ^R	2014/15 ^P	2013/14	2014/15
	A. Major Commodities	271457.6	340879.9	339458.7	25.6	-0.4
1	Agri. Equip.& Parts	6789.9	7670.4	8244.9	13.0	7.5
2	Aluminium Bars, Rods, Profiles, Foil etc.	1457.2	1720.0	2878.6	18.0	67.4
3	Baby Food & Milk Products	3334.3	4277.5	4315.7	28.3	0.9
4	Bitumen	568.6	675.3	570.9	18.8	-15.5
5	Books and Magazines	1264.3	1289.0	1500.3	1.9	16.4
6	Cement	8707.7	8904.3	9389.6	2.3	5.5
7	Chemical Fertilizer	7037.4	7992.7	5502.6	13.6	-31.2
8	Chemicals	2361.8	2676.7	2734.4	13.3	2.2
9	Coal	6754.8	8350.5	5937.4	23.6	-28.9
10	Coldrolled Sheet in Coil	2467.8	6217.1	5852.1	151.9	-5.9
11	Cooking Stoves	142.8	216.4	213.2	51.5	-1.5
12	Cosmetics	1066.0	1369.3	1700.3	28.4	24.2
13	Cuminseeds and Peppers	1081.8	1188.9	1052.5	9.9	-11.5
14	Dry Cell Battery	2663.1	3014.5	3429.4	13.2	13.8
15	Electrical Equipment	6067.5	6734.1	9750.8	11.0	44.8
16	Enamel & Other Paints	1215.6	1705.8	1709.9	40.3	0.2
17	Fruits	1227.1	2024.3	3207.7	65.0	58.5
18	Glass Sheet and G.Wares	2280.1	2726.9	2746.8	19.6	0.7
19	Hotrolled Sheet in Coil	5063.6	10549.4	11800.8	108.3	11.9
20	Incense Sticks	507.7	612.7	655.5	20.7	7.0
21	Insecticides	962.2	1249.2	1348.5	29.8	7.9
22	Live Animals	914.7	1301.5	1601.0	42.3	23.0
23	M.S. Billet	19830.1	21789.9	23786.0	9.9	9.2
24	M.S. Wires, Rods, Coils, Bars	3723.7	5999.9	3694.9	61.1	-38.4
25	Medicine	12076.2	13563.9	15855.3	12.3	16.9
26	Molasses Sugar	74.3	59.7	28.5	-19.7	-52.3
27	Other Machinery & Parts	11089.3	14184.4	16286.0	27.9	14.8
28	Other Stationery Goods	231.8	267.7	439.3	15.5	64.1
29	Paper	3367.6	4274.2	4711.8	26.9	10.2
30	Petroleum Products	98055.3	121362.2	99358.9	23.8	-18.1
31	Pipe and Pipe Fittings	750.8	799.6	1229.3	6.5	53.7
32	Plastic Utensils	1602.9	1987.7	1857.7	24.0	-6.5
33	Radio, TV, Deck & Parts	1080.0	936.4	1055.9	-13.3	12.8
34	Raw Cotton	353.0	184.1	105.2	-47.9	-42.9
35	Readymade Garments	2661.3	3499.1	3924.9	31.5	12.2
36	Rice	7962.9	11077.1	13743.8	39.1	24.1
37	Salt	893.2	1158.6	1082.7	29.7	-6.6
38	Sanitaryware	2170.9	2506.3	3001.5	15.4	19.8
39	Shoes & Sandles	400.1	543.3	677.0	35.8	24.6
40	Steel Sheet	17.1	41.6	32.1	143.2	-22.9
41	Sugar	1059.5	59.6	15.5	-94.4	-73.9
42	Tea	48.1	42.3	61.1	-12.1	44.5
43	Textiles	2712.9	3348.0	3347.5	23.4	0.0
44	Thread	3581.1	8793.7	6820.4	145.6	-22.4
45	Tobacco	1885.2	1875.3	1769.9	-0.5	-5.6
46	Tyre, Tubes & Flapes	2599.1	3296.3	3853.8	26.8	16.9
47	Vegetables	4164.2	5703.8	6500.6	37.0	14.0
48	Vehicles & Spare Parts	24337.6	30049.8	38953.9	23.5	29.6
49	Wire Products	793.3	1009.5	1122.6	27.3	11.2
	B. Others	64273.6	90741.2	98269.9	41.2	8.3
	Total (A+B)	335731.1	431621.1	437728.6	28.6	1.4

R= Revised, P= Povisional, Source : <http://www.nrd.org.np>

Table 17.9
Imports of Major Commodities from China

(Rs. in million)

		Eleven months			Percent Change	
		2012/13	2013/14 ^R	2014/15 ^P	2013/14	2014/15
	A. Major Commodities	43867.7	48405.7	63710.9	10.3	31.6
1	Aluminium Scrap, Flake, Foil, Bars, & Rods	580.8	924.7	1314.9	59.2	42.2
2	Bags	390.3	430.2	496.6	10.2	15.4
3	Camera	325.7	232.1	457.8	-28.7	97.3
4	Chemical	856.1	888.4	1094.4	3.8	23.2
5	Chemical Fertilizer	2344.4	4105.8	6670.0	75.1	62.5
6	Cosmetic Goods	202.4	247.5	261.6	22.3	5.7
7	Dry Cell Battery	134.9	126.9	188.1	-6.0	48.2
8	Electrical Goods	5053.2	5996.6	8241.9	18.7	37.4
9	Fastener	121.2	177.0	197.4	46.0	11.5
10	Garlic	97.1	359.3	440.7	270.0	22.7
11	Ginger	368.9	0.0	0.0	-	-
12	Glasswares	427.8	458.2	833.9	7.1	82.0
13	Medical Equipment & Tools	504.2	585.3	1478.0	16.1	152.5
14	Medicine	436.8	333.0	398.3	-23.8	19.6
15	Metal & Wooden furniture	479.5	594.2	604.5	23.9	1.7
16	Office Equipment & Stationary	512.1	576.8	698.5	12.6	21.1
17	Other Machinery and Parts	4212.9	4355.4	7919.6	3.4	81.8
18	Other Stationaries	219.2	264.0	436.8	20.4	65.5
19	Parafin Wax	278.1	189.2	239.0	-32.0	26.3
20	Pipe and Pipe Fittings	2669.6	132.1	462.0	-95.1	249.7
21	Plywood & Particle board	182.9	214.1	334.4	17.1	56.2
22	Polyethylene Terephthalate (Plastic pet chips/Pet Resin)	17.6	134.3	45.6	-	-66.0
23	Raw Silk	384.3	1397.6	1472.2	263.7	5.3
24	Raw Wool	392.4	499.2	500.4	27.2	0.2
25	Readymade Garments	4413.9	5784.9	3808.3	31.1	-34.2
26	Seasoning Powder & Flavour for Instant Noodles	30.4	50.4	48.0	65.8	-4.8
27	Shoes and Sandles	1761.5	2034.9	1589.4	15.5	-21.9
28	Smart Cards	170.7	244.9	225.1	43.5	-8.1
29	Solar Pannel	315.2	755.9	576.5	139.8	-23.7
30	Steel Rod & Sheet	30.7	23.0	543.5	-25.2	-
31	Storage Battery	523.6	399.2	832.8	-23.8	108.6
32	Telecommunication Equipments and Parts	10990.3	10063.6	14121.2	-8.4	40.3
33	Threads - Polyster	93.8	225.4	348.6	140.4	54.6
34	Toys	343.8	402.5	486.9	17.1	21.0
35	Transport Equipment & Parts	671.8	1091.4	1164.5	62.5	6.7
36	Tyre, Tubes and Flapes	268.8	146.9	194.4	-45.4	32.3
37	Video Television & Parts	2392.7	2893.5	4026.0	20.9	39.1
38	Welding Rods	207.2	422.2	226.8	103.8	-46.3
39	Wheat Products	103.3	158.3	148.4	53.2	-6.3
40	Writing & Printing Paper	357.7	486.9	583.9	36.1	19.9
	B. Other Commodities	13740.2	16791.4	28460.5	22.2	69.5
	Total (A + B)	57608.0	65197.1	92171.4	13.2	41.4

R= Revised, P= Povisional

Table 17.10
Imports of Major Commodities from Other Countries

(Rs. in million)

		Eleven months			Percent Change	
		2012/13	2013/14 ^R	2014/15 ^P	2013/14	2014/15
	A. Major Commodities	90242.9	115838.0	116275.9	28.4	0.4
1	Aircraft Spareparts	1695.6	1967.4	13227.3	16.0	572.3
2	Bags	24.7	18.9	28.4	-23.2	50.2
3	Betelnut	4848.2	6945.0	4129.5	43.2	-40.5
4	Button	0.7	3.7	2.2	433.3	-41.0
5	Camera	302.0	778.8	475.8	157.9	-38.9
6	Chemical Fertilizer	1589.8	1382.7	955.9	-13.0	-30.9
7	Cigarette Paper	26.1	27.2	28.6	4.1	5.1
8	Clove	24.7	62.5	64.5	153.1	3.2
9	Coconut Oil	23.0	9.3	27.2	-59.6	192.0
10	Computer and Parts	1117.0	1221.0	1224.0	9.3	0.3
11	Copper Wire Rod, Scrapes & Sheets	1086.5	2768.6	2392.1	154.8	-13.6
12	Cosmetic Goods	638.7	796.7	984.1	24.7	23.5
13	Crude Coconut Oil	12.6	8.2	12.8	-34.8	56.1
14	Crude Palm Oil	3030.9	3897.6	4660.6	28.6	19.6
15	Crude Soyabean Oil	9585.4	13499.7	11493.8	40.8	-14.9
16	Cuminseed	0.0	0.7	0.0	-	-
17	Door Locks	2.5	3.0	2.8	22.2	-5.8
18	Drycell Battery	64.9	17.7	20.5	-72.7	15.6
19	Edible Oil	2540.6	2169.9	3005.3	-14.6	38.5
20	Electrical Goods	1138.2	1359.1	1706.4	19.4	25.5
21	Fastener	0.6	16.8	12.9	-	-23.2
22	Flash Light	5.8	10.5	8.5	80.7	-19.2
23	G.I.Wire	0.4	3.3	2.6	733.5	-21.3
24	Glasswares	183.6	177.1	183.1	-3.5	3.4
25	Gold	23674.4	23970.7	5977.4	1.3	-75.1
26	Insecticides	85.1	52.3	95.4	-38.5	82.5
27	M.S. Billet	0.0	0.0	0.0	-	-
28	M.S.Wire Rod	0.0	0.0	41.1	602.3	-
29	Medical Equipment & Tools	2393.8	3400.5	3895.6	42.1	14.6
30	Medicine	1906.2	2363.4	2549.3	24.0	7.9
31	Office Equipment & Stationary	307.6	353.9	403.2	15.0	14.0
32	Other Machinery & Parts	3469.3	5024.1	5194.6	44.8	3.4
33	Other Stationaries	596.7	2358.1	912.4	295.2	-61.3
34	P.V.C.Compound	845.5	1533.5	2109.5	81.4	37.6
35	Palm Oil	325.7	380.7	438.1	16.9	15.1
36	Paraffin Wax	49.3	68.7	110.6	39.2	61.1
37	Petroleum Products	2140.7	1519.2	1922.2	-29.0	26.5
38	Pipe & Pipe Fittings	31.5	51.6	256.0	64.1	395.9
39	Polythene Granules	4153.2	7097.0	6083.8	70.9	-14.3
40	Powder Milk	191.7	108.2	524.4	-43.6	384.8
41	Raw Silk	11.6	7.3	17.1	-37.3	135.2
42	Raw Wool	518.2	885.6	837.2	70.9	-5.5
43	Readymade Garments	616.5	604.6	836.6	-1.9	38.4
44	Shoes and Sandals	103.2	114.5	147.3	11.0	28.6
45	Silver	8348.4	11334.1	21154.2	35.8	86.6
46	Small Cardamom	568.5	696.9	419.1	22.6	-39.9
47	Steel Rod & Sheet	0.6	2.0	6.8	212.6	235.9
48	Storage Battery	503.1	757.7	825.7	50.6	9.0
49	Synthetic & Natural Rubber	195.3	151.9	153.0	-22.2	0.7
50	Synthetic Carpet	315.0	336.1	468.4	6.7	39.4
51	Telecommunication Equipment & Parts	2322.4	3207.7	3632.1	38.1	13.2
52	Tello	377.2	142.6	263.0	-62.2	84.4
53	Textile Dyes	87.1	140.4	107.4	61.1	-23.5
54	Textiles	589.4	835.5	826.8	41.8	-1.0
55	Threads	1388.1	2240.0	2302.6	61.4	2.8
56	Toys	60.7	72.0	94.2	18.7	30.8
57	Transport Equipment & Parts	2591.1	4572.8	4271.3	76.5	-6.6
58	Tyre,Tube & Flaps	301.1	329.0	400.0	9.3	21.6
59	Umbrella and Parts	0.2	0.2	0.7	8.9	185.0
60	Video Television & Parts	1372.6	1610.0	1687.9	17.3	4.8
61	Watches & Bands	272.2	341.0	351.1	25.3	3.0
62	Writing & Printing Paper	1203.6	1624.0	1742.2	34.9	7.3
63	X-Ray Film	288.3	338.2	352.7	17.3	4.3
64	Zinc Ingot	95.2	66.6	216.0	-30.0	224.4
	B. Others	25018.1	33047.4	44521.0	32.1	34.7
	Total (A+B)	115261.0	148885.4	160796.9	29.2	8.0

R= Revised, P= Provisional

EXPLANATORY NOTES

1 Prices of all commodities are given in Rs./Kg. except for egg, mustard oil, milk and

2 The following Nepalese Calendar years are approximating equivalent of the Christian

<u>Nepal Calendar</u>	<u>Christian Calendar</u>	<u>Nepal Calendar</u>	<u>Christian Calendar</u>
Year B.S.	Year A.D.	Year B.S	Year A.D.
2041	1984-85	2057	2000-01
2042	1985-86	2058	2001-02
2043	1986-87	2059	2002-03
2044	1987-88	2060	2003-04
2045	1988-89	2061	2004-05
2046	1989-90	2062	2005-06
2047	1990-91	2063	2006-07
2048	1991-92	2064	2007-08
2049	1992-93	2065	2008-09
2050	1993-94	2066	2009-10
2051	1994-95	2067	2010-11
2052	1995-96	2068	2011-12
2053	1996-97	2069	2012-13
2054	1997-98	2070	2013-14
2055	1998-99	2071	2014-15
2056	1999-00	2072	

3 The following months of the Christian Calendar year are the approximate equivalent

<u>Nepal Calendar</u>	<u>Christian Calendar</u>	<u>Nepal Calendar</u>	<u>Christian Calendar</u>
Baisakh	April/May	Kartik	October/November
Jestha	May/June	Marga	November/December
Ashad	June/July	Paush	December/January
Shrawan	July/August	Magh	January/February
Bhadra	August/September	Falgun	February/March
Aswin	September/October	Chaitra	March/April

4 The indices of national monthly retail prices are based on the average of the 12 Hills and 9 Terai districts. (a) Hill:- Achham, Bhojpur, Dhankuta, Doti, Ilam, Jumla, Kaski, Kathmandu, Nuwakot, Palpa, Rolpa Ramechhap & Surkhet (b) Terai:- Banke, Chitwan, Dhanusha, Jhapa, Kailali, Morang, Parsa & Rupandehi

5 The indices of national monthly wholesale prices are based on the average of the 5 Hills and 12 Terai districts. (a) Hill:- Dhankuta, Kaski, Kathmandu, Nuwakot, & Surkhet (b) Terai:- Banke, Chitwan, Jhapa, Kailali, Morang, Parsa, Bardiya, Kapilvastu, Kanchanpur, Rautahat, Dhanusa & Rupandehi.

6 All the raw data source was available from Districts Agriculture Offices, Market center and other concern agencies.

Conversion Table

1) Area

	Matomuri	Ropani	Khet Muri	Dhur	Katha	Bigha	Acre	Hectare
Matomuri	1.0000	0.2500	0.0100	7.5117	0.3756	0.0188	0.0314	0.0127
Ropani	4.0000	1.0000	0.0400	30.0466	1.5023	0.0751	0.1257	0.0509
Khet Muri	100.0000	25.0000	1.0000	751.1166	37.5583	1.8779	3.1428	1.2718
Dhur	0.1331	0.0333	0.0013	1.0000	0.0500	0.0025	0.0042	0.0017
Katha	2.6625	0.6656	0.0266	20.0000	1.0000	0.0500	0.0837	0.0339
Bigha	53.2500	13.3125	0.5325	400.0000	20.0000	1.0000	1.6735	0.6773
Acre	31.8188	7.9547	0.3182	239.0123	11.9506	0.5975	1.0000	0.4047
Hectare	78.6257	19.6564	0.7862	590.6100	29.5305	1.4765	2.4711	1.0000

Unit	Sq. Feet	Unit	Unit	Sq. Feet	Unit
1 Hectare	107640	1000.00	1 Katha	3645.00	338.63
1 Acre	43560	4046.87	1 Dhur	182.25	16.93
1 Bigha	72900	6772.66	1 Ana	342.25	31.79
1 Ropani	5476	508.72	1 Matomuri	1369.00	127.18
1 Hectare = 1.476 Bigha = 29.53 Katha = 19.79 Ropani					
1 Bigha = 20 Katha = 400 Dhur = 13.31 Ropani					
1 Ropani = 16 Ana = 1.5 Katha = 30 Dhur					

2) Volume

	Mana	Pathi	Muri	Gallon	Bushel	Litre	Hecto Litre	Kilo Litre
Mana	1.0000	0.1250	0.0062	0.1250	0.0156	0.5682	0.0057	0.0008
Pathi	8.0000	1.0000	0.0500	1.0000	0.1250	5.5460	0.0454	0.0045
Muri	160.0000	20.0000	1.0000	20.0000	2.5000	90.9192	0.9092	0.0909
Gallon	8.0000	1.0000	0.5000	1.0000	0.1250	4.5460	0.0454	0.0045
Bushel	64.0000	8.0000	0.4000	8.0000	1.0000	36.4677	0.3637	0.0364
Litre	1.7598	0.2200	0.0110	0.2200	0.0275	1.0000	0.0100	0.0010
Hecto Litre	175.9760	21.9970	1.0100	21.9970	2.7496	100.0000	1.0000	0.1000
Kilo Litre	1759.7600	219.9700	10.9985	219.9700	27.4750	1000.0000	10.0000	1.0000

1 muri = 20 pathi = 160 mana = 20 gallons			12 Mana Dry Chilli = 1 Kg.
1 gallon = 4.54 litre = 1 pathi = 8 mana			2 Mana Ghee = 1 Kg.
1 litre = 10000 ml or c.c = 1759 mana			6 Pieces Sweet Orange = 1 Kg
10 Pieces Orange = 1 Kg			20 Pieces of Lemon = 1 Kg

Source : Department of Mint, Weight and Measures

3) Weight

	Pau	Dharni	Maund	Pound (lb)	Kilogram	Quintal	Metric Ton
Pau	1.0000	0.0833	0.0053	0.4397	0.1994	0.0020	0.0002
Dharni	12.0000	1.0000	0.0641	5.2765	2.3934	0.0239	0.0024
Maund	187.1400	15.5950	1.0000	82.2868	37.3242	0.3732	0.0373
Pound (lb)	2.3742	0.1895	0.0121	1.0000	0.4536	0.0045	0.0004
Kilogram	5.0138	0.4178	0.0268	2.2046	1.0000	0.0100	0.0010
Quintal	501.3768	41.7814	2.6792	220.4620	100.0000	1.0000	0.1000
Metric Ton	5013.7680	417.8140	26.7920	2204.6300	10000.0000	10.0000	1.0000

1 Metric Ton = 10 Quintals = 1000 Kgs = 220.46 lbs
 1 Quintal = 100 Kgs = 220.46 lbs = 107.11 Seer = 2.679 Mds
 1 Kg = 1000 = Ks = 2.2046 lbs = 1 Seer 6 Tola = 5 Pau
 1 Dharni = 12 Pau = 2.393 Kg = 5.276 lbs = 2.564 Seer
 1 Tola = 12 Masa = 120 Lal = 180 Grains = 11.6638 Gms.

4) Measurement

1 kosh = 3658 meters = 12001.90 ft. = 3.66 kms = 2.27 mile
 1 mile = 1610.40 meters = 4280 ft. = 1760 yard = 1.61 kms
 1 km = 1000 meters = 3281 ft. = 1093.61 yard = 0.6214 mile
 1 meter = 100 cms = 39.37 inch = 3.281 ft. = 1.094 yard

5 Others

1 Horse Power (HP) = 0.746 kilo watt : 1 kilo watt (kw) = 1000 watts
 Yield in kg/ha = md/bigha x 55.986 gm/10 sq.meter = kg/ha.
 = muri/ropani x 998 kg/10 sq.meter = ton/ha.

Source : Department of Mint, Weight and Measures

**Approximate Weight of Some Agricultural Commodities
(Equivalent of Mana, Pathi and Muri)**

S.No.	Commodities	1 Mana Equivalent to		1 Pathi Equivalent to		1 Muri Equivalent to	
		Kg.	Gm.	Kg.	Gm.	Kg.	Gm.
1	Rice (Red Marshi)		453	3	624	72	490
2	Rice (Thapachiniya)		450	3	598	71	954
3	Rice (Tauli)		448	3	583	71	663
4	Rice (Usina)		458	3	667	73	347
5	Rice (Marshi)		454	3	629	72	572
6	Rice (R. Thapachiniya)		446	3	564	71	381
7	Rice (W. Thapachiniya)		453	3	610	72	200
8	Rice (Round Marshi)		452	3	613	72	250
9	Rice (Taichung)		457	3	655	73	900
10	Beaten Rice (Light)		299	1	831	36	613
11	Beaten Rice (Thick)		282	2	258	45	156
12	Beaten Rice (Tikan)		248	1	987	39	734
13	Flour		266	2	127	42	541
14	Flour (Local)		273	2	188	43	750
15	Flour (Balaju)		305	2	437	48	744
16	Maize		395	3	156	63	125
17	Wheat		395	3	163	63	257
18	Millet		454	3	633	72	663
19	Barley		228	1	822	36	433
20	Blackgram		444	3	553	71	530
21	Masyang		459	3	673	73	459
22	Pigeonpea		443	3	540	70	799
23	Lentil		409	3	271	65	416
24	Lentil (Chhata)		432	3	455	69	108
25	Mugi		418	3	345	66	898
26	Mugi (Chhata)		482	3	852	77	460
27	Horse Gram		458	3	665	73	295
28	Mugi Green Seet		471	3	766	75	309
29	Gram Broken		427	3	415	68	294
30	Broad Bean (Green)		391	3	128	62	554
31	Bean Large		444	3	590	71	809
32	Pea (Local)		449	3	595	71	893
33	Bean		402	3	219	64	387
34	Soyabean		405	3	442	64	846
35	Small Nepali Pea		448	3	588	71	754
36	Big Nepali Pea		447	3	580	71	589
37	Mustard Seed		374	2	988	58	760
38	Rape Seed		373	3	110	60	225
39	Seasame		354	2	834	56	669

Source : Department of Mint, Weight and Measures

List of Wholesale Fruits and Vegetables Markets in Nepal

S.No	Name of Market	Operated By	Remarks
Eastern Development Region			
1	Birtamod, Jhapa	ABPMDD	
2	Dharan, Sunsari	ABPMDD	
3	Inaruwa, Sunsari		
Central Development Region			
1	Kalimati, Kathmandu	Kalimati Board/Government	
2	Narayangadh, Chitwan	Municipality/Government	
3	Dhalkabar, Dhunasha	ABPMDD	
4	Bardibas, Mahottari	School & ABPMDD	
5	Charikot, Dolakha	Municipality & ABPMDD	
6	Sindhulimadhi, Sinduli	ABPMDD	
7	Lalbandi, Sarlahi	ABPMDD	
8	Nawalpur, Sarlahi	School & ABPMDD	
9	Dhusha (Charaudhi and Khattritar), Dhading	ABPMDD	
10	New Baneshowr, Kathmandu	Private	
11	Balkhu, Kuleshor, kathmadu (Fruit Market)	Private	
12	Balkhu, Kathmandu (Vegetable Market)	Private	
13	lichumati, Tukucho	Private	
14	Nakkhu Cooperative Market	Co-operative	
15	Banepa Retail & Wholesale Market	Private	
16	Co-operative Market, Suryabinayak	Co-operative	
Western Development Region			
1	Shantiban Batika, Pokhara, Kaski	Government	
2	Phewa Agri Product Market, Pokhara	Private	
3	Sasto Veg. & Fruit Market, Prithivichowk, Pokhara	Private	
4	Shreecomplex, Kaski	Private	
5	Kawasoti, Nawalparasi	Government	
6	Butwal, Rupandehi	PPP	
Mid-Western Development Region			
1	Lamahi, Dang	ABPMDD & Co-operative	
2	KapurKot Fruits & Vegetables Market, Salyan	Community + ABPMDD	
3	Ghorahi, Dang	Municipality /ABPMDD	
4	Kohalpur, Banke	ABPMDD	
5	Surkhet Bazar, Surkhet	ABPMDD	
Far-Western Development Region			
1	Attariya, Kailali	ABPMDD	
2	Tikapur, Kailali	ABPMDD	

Source : ABPMDD

Note : ABMPDD means , Agribusiness Promotion & Marketing Development Directorate

National Whole Prices of selected Commodities,2071

S.No.	Commodities	Units	Baishak	Jestha	Asar	Shrawan	Bhadra	Asoj	Kartik
1	Potato Red	Quintal	3468.70	3531.14	3602.00	4022.04	4357.68	6502.02	3975.79
2	Tomato Big	Quintal	3980.00	3440.43	4000.00	4323.10	5162.27	4832.92	3928.79
3	Dry Garlic	Quintal	9366.60	9495.29	14833.40	9561.08	10059.09	11039.41	11483.13
4	Onion	Quintal	60145.38	35941.43	3748.00	4572.75	3782.00	6120.91	25135.45
5	Paddy coarse	Quintal	2106.00	2328.14	2495.10	2446.72	2525.52	2368.30	2336.35
6	Rice coarse	Quintal	3365.00	3583.29	3257.60	3570.41	3677.70	3474.20	3541.68
7	Banana	Dozen	54.22	62.43	56.20	55.38	55.68	53.00	50.49
8	Apple	Quintal	14062.50	16900.00	17323.40	17995.45	10653.30	8978.30	10373.35

National Retail Prices of Selected Commodities,2071

S.No.	Commodities	Units	Baishak	Jestha	Asar	Shrawan	Bhadra	Asoj	Kartik
1	Banana	Dozen	74.15	89.18	109.81	94.07	74.67	61.56	58.62
2	Red Potato	Kg.	36.21	38.88	43.28	49.78	52.03	55.06	53.56
3	Tomato Big	Kg.	47.59	39.49	48.77	65.10	67.85	60.51	53.29
4	Apple	Kg.	157.90	208.83	222.64	237.00	178.38	174.00	162.50
5	Dry Garlic	Kg.	131.70	102.18	112.67	102.29	109.70	133.87	134.99
6	Dry Onion	Kg.	47.42	51.63	53.47	65.76	61.94	56.53	61.64
7	Rice Coarse	Kg.	42.33	43.21	44.80	42.68	43.10	41.95	42.79
8	Rice Medium	Kg.	53.38	55.48	56.88	54.85	54.73	53.89	54.75

Marg	Poush	Magh	Falgun	Chaitra	Average
3307.50	2892.45	2435.14	2052.64	1812.50	3496.63
3256.50	3145.27	3002.27	3099.82	3054.13	3768.79
10737.82	8875.00	10378.77	9769.77	10185.38	10482.06
3951.65	5007.59	5223.23	5329.73	6040.88	13749.92
2431.00	2461.40	2481.10	2491.95	2461.33	2411.08
3537.30	3755.10	3754.25	3561.90	3334.86	3534.44
47.24	45.02	43.61	42.61	46.90	51.06
11011.30	10631.70	10452.35	11568.00	9348.00	12441.47

Marg	Poush	Magh	Falgun	Chaitra	Average
63.68	71.45	69.72	66.43	55.50	74.07
52.83	41.10	36.58	32.13	29.47	43.41
51.06	45.96	40.18	41.71	44.04	50.46
150.56	135.13	132.83	145.92	152.73	171.54
123.07	109.22	124.99	132.62	127.90	120.43
57.17	52.92	59.22	57.80	47.17	56.05
42.85	41.77	42.39	42.46	43.58	42.83
54.48	52.43	52.84	55.29	56.52	54.63